

Advance Programme

European Respiratory Society
Annual Congress
October 4–8, 2008



Berlin - Germany

— A welcome from the ERS President

This year the European Respiratory Society will hold its 18th Annual Congress in Berlin, Germany. As ERS President, I would like to take this opportunity to invite you to what will be an outstanding meeting.

The ERS Annual Congress is making a welcome return to Germany's capital city, which last played host to the event in 2001. Berlin is an excellent location for the Congress, being at various times a home to many leading names from the sphere of medicine. Berlin is also one of the most exciting cities in Europe, and is undergoing a tremendous period of change and renovation.

Therefore, the ERS Annual Congress is now well placed to advance respiratory science and medicine once again, with an excellent scientific and educational programme taking place throughout the Congress. We hope that the attractive programme of the Meeting, along with Berlin's central geographical location, its recent explosive architectural and social renovation and its unique art treasures will attract an unprecedented number of delegates from all over Europe and the rest of the world, particularly Germany and its surrounding countries.

Indeed, I am delighted to announce that the 2008 ERS Annual Congress has received a record number of abstract submissions, ensuring that the meeting will not only be the largest event in the respiratory field, but the best place to present and discuss the most up-to-date scientific opinion and the hottest new topics. Considering the broad spectrum of the scientific and educational activities that will take place, we hope that not only respiratory health specialists, but also internists, general practitioners and specialists from other disciplines will attend.

I look forward to seeing you all in Berlin.



Leonardo M. Fabbri
ERS President

— A welcome from the Congress Committee

We are delighted to welcome you back to Berlin for the 2008 ERS Annual Congress. The city has previously hosted the Congress in 1997 and 2001, and the ERS has good reasons for choosing it a third time. Situated right at the heart of Europe, Germany's beautiful capital, with its leafy parks and waterways, is also the country's largest city (and, with 3.4 million residents, the European Union's second largest). Its accessibility and culture make it one of the continent's most-visited destinations.

Although Berlin is only about 750 years old, making it comparatively young among European cities, it has generated a great deal of history. Since the Wall fell in 1989, Berlin has been in a state of constant change, becoming a symbol of both division and unity. Berlin is an important junction where East and West meet: a fulcrum of political, cultural and historic experiences, and a major economic centre. Its universities, research institutes, theatres, museums, concert halls and architecture enjoy an international reputation.

The Congress venue itself, the Messe Berlin, is one of the world's largest and most modern multifunctional congress centres. It is an ideal choice to host the 2008 ERS Annual Congress.

On behalf of the ERS, we are happy to invite you to Berlin in 2008. We look forward to welcoming you to an outstanding scientific congress.



Gerhard W. Sybrecht
Congress Chair



Torsten T. Bauer
Congress Co-Chair



Benoit Nemery
Scientific Committee Chair




40 Berlin City Map



42-44 General Congress information



35 ERS Membership



31 Abstract Print Zone



37 Registration

— Contents

Welcome	1
Committees and Congress organisation	4
Scientific Programme overview	6
Educational opportunities	8
Educational course overview	9
Postgraduate Courses	10
Scientific Programme	16
Allied Respiratory Professionals 2-day package	29
Free Communication sessions	30
Abstract Print Zone	31
Prepare your Congress online	31
HERMES examination	32
EBAP and CME accreditation	33
Spirometry event	34
ERS Membership	35
Scientific Assemblies and Groups	35
European Respiratory Journal	36
Registration	37
Accommodation	39
Berlin city map	40
General Congress information	42
Travel information	44
Transport map	45
Social events	46
Tours programme	47
List of exhibitors and Congress map	Inside back cover

— Committees

Gerhard W. Sybrecht (Congress Chair)

Universitätsklinikum des Saarlandes
Innere Medizin V
Pneumologie, Allergologie, Beatmungs- und Umweltmedizin
Gebäude 91
DE – 66421 Homburg/Saar, Germany
Tel: +49 68411623600
Fax: +49 68411623602
E-mail: gerhard.sybrecht@uks.eu

Torsten T. Bauer (Congress Co-Chair)

Helios Klinikum Emil von Behring
Lungenklinik Heckeshorn
Klinik für Pneumologie
Walterhöfer Str. 11
DE – 14165 Berlin, Germany
Tel: +49 3081022776
Fax: +49 3081022778
E-mail: torsten.bauer@helios-kliniken.de

Benoit Nemery

(Scientific Committee Chair)
Katholieke Universiteit Leuven
Laboratorium Pneumologie
Herestraat 49. Box 706
BE – 3000 Leuven, Belgium
Tel: +32 16347121
Fax: +32 16347124
E-mail: ben.nemery@med.kuleuven.be

Berlin Congress Committee

G. W. Sybrecht, DE (Congress Chair)
T. T. Bauer, DE (Congress Co-Chair)
B. Nemery, BE (Scientific Committee Chair)
L. M. Fabbri, IT (ERS President)
S. Hartl, AT (Secretary General)
J. Y. Paton, GB (Treasurer)
S-E. Dahlén, SE (Congress Chair 2007)
O. Burghuber, AT (Congress Chair 2009)
J. Riedler, AT (Congress Co-Chair 2009)

Berlin Programme Committee

B. Nemery, BE (Scientific Committee Chair)
G. W. Sybrecht, DE (Congress Chair)
T. T. Bauer, DE (Congress Co-Chair)
J. Y. Paton, GB (Treasurer)
And Heads of Scientific Assemblies

Heads of Scientific Assemblies

B. Balbi, IT ■ S. Nava, IT ■ E. Brambilla, FR ■ P. Lévy, FR ■ E. Bel,
NL ■ I. Annesi-Maesano, FR ■ A. Bush, GB ■ E. Canalis, ES ■
F. de Jongh, NL ■ F. Blasi, IT ■ R. M. Huber, DE

ERS Executive Committee

L. M. Fabbri, IT (President)
W. MacNee, GB (Past-President)

J. Gerritsen, NL (President-Elect)
N. Siafakas, GR (Vice-President)
S. Hartl, AT (Secretary General)
J. Y. Paton, GB (Treasurer)
B. Nemery, BE (Scientific Committee Chair)
P. L. Haslam, GB (ERS School Chair)
P. Palange, IT (ERS School Chair Elect)
M. Woodhead, GB (Guidelines Director)
P. J. Helms, GB (EU Secretary)
C. Suppli Ulrik, DK (Member-at-Large)
I. Gisle, LV (Member-at-Large)
And Heads of Scientific Assemblies

— Congress organisation

General Organisation

ERS Headquarters
4, Ave Sainte-Luce
CH – 1003 Lausanne
Switzerland
Tel: +41 212130101
Fax: +41 212130100
E-mail: info@ersnet.org
www.ersnet.org

Registration

Online from April 2008 via www.ersnet.org
ERS 2008 c/o MCI Suisse SA
75, rue de Lyon, P.O. Box 502
CH – 1211 Geneva 13, Switzerland
Tel: +41 223399585
Fax: +41 223399651
E-mail: ers2008registration@mci-group.com

Accommodation, Social Events and Tours

Booking online from April 2008 via www.ersnet.org
ERS 2008 c/o K.I.T. GmbH Association & Conference
Management Group & Co. KG
Kurfürstendamm 71
DE – 10709 Berlin, Germany
Tel: +49 3024603220
Fax: +49 3024603200
Accommodation
E-mail: ers2008accommodation@kit-group.org
Social Events and Tours
E-mail: ers2008tours@kit-group.org

Exhibition Management

Booking online from April 2008 via www.ersnet.org
ERS 2008 c/o Interplan AG
Albert Rosshauper Str. 65
DE – 81369 Munich, Germany
Tel: +49 8954823434
Fax: +49 8954823445
E-mail: ers2008exhibition@interplan.de

— Scientific Programme

The Scientific Programme of the ERS Berlin 2008 Annual Congress will be one of the most comprehensive ever in the field of lung health and disease. It will address the latest advances in clinical diagnosis and treatment and includes:

- 65 Symposia, including Hot Topics and Grand Rounds
- Free Communication sessions, including Oral Presentations, E-communication sessions and Thematic Posters
- 22 Postgraduate Courses and 18 “Meet the Professor” seminars
- Evening Symposia organised by industry

The educational programme begins on Saturday, October 4, 2008 at 09:30 and the main scientific meeting runs from Sunday, October 5, 2008 at 08:30 until Wednesday, October 8, 2008 at 12:45. The complete programme, including all sessions day by day, is available at www.ersnet.org and will be updated regularly. The Final Programme will be published in August 2008 and will be distributed on site in the Congress bags.

The ERS has received a record number of abstract submissions for the 2008 Annual Congress, with a total of 5,325 being considered for Free Communication sessions in the Scientific Programme. These will be presented as Oral Presentations, Thematic Posters and E-communications.

Sunday, October 5, 2008

08:30–10:30

- Scientific year in review
- COPD – the holistic perspective
- The use of field exercise tests in clinical services
- Night time is not the right time – nocturnal aspects of asthma
- Management of cystic fibrosis in 2008

10:45–12:45

- Infection year in review
- Occupational Grand Round
- Models of pulmonary rehabilitation in non-COPD patients
- New imaging modalities in the staging of lung cancer
- Acute lung injury. Do we know what it is? A look at different models
- Asthma: from clinical pattern to genetic background

14:45–16:45

- Lung imaging in critically ill patients
- Non-CPAP therapies in sleep apnoea: crossing the borders?
- The use of inhaled mannitol for assessing airway disease
- Is microbiological diagnosis of community-acquired pneumonia possible and useful?

- Guideline development workshop summary: ATS/ERS integrating and coordinating efforts in COPD

Evening Symposia 17:15–19:15

- COPD: current views on the clinical course of COPD
Organised by Boehringer Ingelheim GmbH and Pfizer Inc. – Spiriva Alliance
- Maintaining asthma control: the main challenge for both patients and physicians?
Organised by GlaxoSmithKline
- Taking a multi-faceted view on COPD
Organised by AstraZeneca
- Phenotypes: the forefront of asthma diagnosis and treatment
Organised by Merck & Co., Inc./MSD
- Aclidinium bromide: a new long-acting muscarinic antagonist for COPD
Organised by Laboratorios Almirall S.A.
- Mastering PAH: defined by evidence – enhanced by experience
Organised by Actelion Pharmaceuticals Ltd
- From revolution to evolution in anti-IgE therapy
Organised by Novartis Pharma AG
- Pulmonary hypertension: inspiring approaches to clinical challenges
Organised by Bayer Schering Pharma AG
- EXACTLE: EXacerbations and CT scans as Lung Endpoints in alpha-1-antitrypsin deficiency
Organised by Talecris Biotherapeutics GmbH

Monday, October 6, 2008

08:30–10:30

- Paediatric year in review
- Multigenic expression analyses: a guide for diagnosis and therapy
- Treating cough
- Defining COPD using the “fixed ratio” ($FEV_1/FVC < 0.70$) – pro and con
- Multidisciplinary approach in interstitial lung disease
- Chest physiotherapy in the intensive care unit (ICU)

10:45–12:45

- Thoracic oncology Grand Round
- Update on lung transplantation 2008
- Priorities for tuberculosis research in Europe: discussing the results of the Tuberculosis Network European Trials Group (TbNET)
- “Omics” and systems biology: the promise of future disease understanding
- Impact of nursing interventions on the quality of care for COPD patients

14:45–16:45

- Clinical Grand Round
- Patient-ventilator interactions during ventilation

- Computer aided imaging of lung parenchyma and airways
- Malignant pleural mesothelioma: new aspects in treatment and aetiology
- New insights into COPD pathophysiology
- The battle between environmental “invaders” and airway epithelial defences

Evening Symposia 17:15–19:15

- COPD: How a better understanding of the underlying disease can improve patient management?
Organised by GlaxoSmithKline
- Current realities and practical applications in asthma management
Organised by AstraZeneca
- Update of long-term oxygen therapy
Organised by VitalAire/Air Liquide Santé International
- COPD treatment: pitfalls and promises
Organised by Nycomed GmbH
- Treatment of small airways diseases – today and tomorrow
Organised by JANSSEN-CILAG GmbH
- Up to date + future PAH combination therapy/inhaled therapies
Organised by Lung RX
- Indacaterol for COPD: a novel bronchodilator to simplify treatment and optimise life
Organised by Novartis Pharma AG
- Evidence-based prescribing in hospitalised community-acquired pneumonia
Organised by Bayer Schering Pharma AG
- 20 years of endothelin discovery and research and what that has meant for PAH treatment
Organised by Encysive Pharmaceuticals
- Why vaccinate patients with chronic respiratory conditions? Today and tomorrow's perspectives
Organised by Sanofi Pasteur and Sanofi Pasteur MSD

Tuesday, October 7, 2008

08:30–10:30

- Air pollution year in review
- Pulmonary hypertension in connective tissue diseases
- Exacerbations of chronic respiratory disease – state of the art
- Management of solitary pulmonary nodules
- Integrated multidisciplinary care of COPD

10:45–12:45

- Radiology Grand Round
- Tissue plasticity: balancing between emphysema and fibrosis
- High-risk patients for major lung cancer surgery
- Tracheostomy in critically ill patients
- New insights in tuberculosis control

14:45–16:45

- Physiological year in review
- Paediatric Grand Round
- Physical activity and pulmonary rehabilitation not two of a kind
- Interventional pneumology – what went wrong and what was never published
- Biomarkers in COPD – application in clinical and epidemiological studies
- Community-acquired pneumonia and COPD: what do we know?

Evening Symposia 17:15–19:15

- Nocturnal allergen avoidance by CLA treatment – a novel approach for perennial allergic asthma
Organised by Airsonett AB
- Improving outcomes: developing an assessment tool for COPD patients
Organised by GlaxoSmithKline
- Moving forward in PAH
Organised by GlaxoSmithKline
- Addressing and targeting airway inflammation and hyperresponsiveness to achieve optimal asthma control
Organised by Nycomed GmbH
- Improving pulmonary distribution of combination therapy: implications for asthma treatment
Organised by Chiesi Farmaceutici SPA
- Improved diagnosis and clinical decision making by integrating information from new biomarkers
Organised by Brahms Aktiengesellschaft
- Thoracic tumours: from current strategy to new treatment
Organised by Lilly Oncology

Wednesday, October 8, 2008

08:30–10:30

- Interventional pulmonology Grand Round
- Smoking-related lung disease: from emphysema to pulmonary fibrosis
- Diagnosis and management of chronic pulmonary aspiration in children
- Epigenetic modifications in lung disease
- The thoracic surgeon facing infection

10:45–12:45

- Clinical year in review
- When teenagers start jobs: what does the clinician need to know?
- Legionella infection: from outbreak to prevention
- Future management of pulmonary arterial hypertension
- Smokers with asthma *versus* COPD: differences and similarities
- The new staging system for lung cancer

— Educational opportunities

The ERS School organises a variety of educational activities designed to further the education of respiratory specialists involved in all aspects of care throughout Europe and the rest of the world. Many of these opportunities will be available at the ERS Annual Congress in Berlin. The educational programme begins on Saturday, October 4, 2008 at 09:30.

Postgraduate Courses

These courses are designed for clinicians and allied respiratory professionals who need an update on specialised topics and the most recent developments. The courses run on the Saturday of Congress and last half a day each, allowing participants to attend two. Study packs will be given to participants on site.

EU GRACE Network Postgraduate Course

GRACE is an EU-funded network of excellence, charged with applying knowledge from Genomics to solve the problem of Resistance to Antibiotics, with the aim of Combating community-acquired infection in Europe. As GRACE partners, the ERS and the European Society of Microbiology and Infectious Diseases provide an educational programme for professionals and the public.

GRACE Postgraduate Courses are included in each ERS Annual Congress. This year's course, "Antibiotics or not: from acute bronchitis to acute exacerbation of chronic bronchitis", runs throughout Saturday. The courses are subsidised, so cost less than other Postgraduate Courses. Registration is free to official members of GRACE. Space is limited, so please book early.

Educational Workshops

The Educational Workshop offers a chance for discussions and information exchange between researchers. With a more interactive, less formal format than Postgraduate Courses, the workshop features problem-based learning, ensuring active involvement of the participants.

Two months before the event, the problems to be discussed will be circulated, along with a reading list. Participants can then highlight, in advance, questions they have relating to the topic. At the end of the workshop, the chairs will create a summary of conclusions, to be sent to participants.

"Meet the Professor" Seminars

To encourage a more personal approach to learning places cannot be guaranteed for more than 40 people, so please book early. Seminars run from Sunday to Tuesday, and participants may register for one seminar per day.

Registration

You can register online at www.ersnet.org from April 2008.

— Core Curriculum series 2006–2008

These broad-based educational courses for clinicians and allied respiratory professionals cover essential topics in respiratory medicine. Participants can attend the full, three-year in-depth programme for comprehensive training, or choose the modules that most interest them.

Asthma

First module: "Asthma: pathology and treatment"

Second module: "Asthma: from bench to bedside"

Final module in 2008: PG2 "Asthma: natural history, risk factors and overall management"

Respiratory physiology in clinical practice

First module: "Respiratory physiology: interpreting lung function in health and disease"

Second module: "Respiratory physiology: pulmonary gas transfer and arterial blood gases"

Final module in 2008: PG3 "Respiratory physiology: respiratory and peripheral muscle function in health and disease"

Respiratory failure: from NIV to MOF

First module: Respiratory failure: noninvasive ventilation and techniques of diagnosis for respiratory failure"

Second module: "Respiratory failure: ABC of noninvasive and invasive mechanical ventilation"

Final module in 2008: PG13 "Respiratory failure: skills needed to treat an episode of acute respiratory failure"

Paediatric respiratory medicine

First module: "Paediatric respiratory medicine: allergy for paediatric pulmonologists"

Second module: "Paediatric respiratory medicine: cystic fibrosis – the basics"

Final module in 2008: PG4 "Paediatric respiratory medicine: wheezing children: asthma and beyond"

Interstitial lung diseases of known and unknown causes

First module: "Interstitial lung diseases: idiopathic interstitial pneumonias"

Second module: "Interstitial lung diseases: known causes and systemic disorders"

Final module in 2008: PG5 "Interstitial lung diseases: selected orphan diseases"

COPD: pathology and treatment

First module: "COPD: from aetiology to management"

Second module: "COPD: comprehensive clinical assessment and pharmacological and nonpharmacological therapy"

Final module in 2008: PG14 "COPD: management of advanced disease"

Thoracic oncology

First module: "Thoracic oncology: diagnostic assessment of lung cancer"

Second module: "Thoracic oncology: nonsmall cell lung cancer"

Final module in 2008: PG6 "Thoracic oncology: new treatments for thoracic malignancies (other than nonsmall cell lung cancer)"

— Postgraduate Courses, Educational Workshops and “Meet the Professor” Seminars

Saturday October 4, 2008

09:30–17:30 GRACE Postgraduate Course

- PG1 Antibiotics or not: from acute bronchitis to acute exacerbation of chronic bronchitis

09:30–13:00 Postgraduate Courses

- PG2 Asthma – CC Module 3: Natural history, risk factors and overall management
- PG3 Respiratory Physiology – CC Module 3: Respiratory and peripheral muscle function in health and disease
- PG4 Paediatric Respiratory Medicine – CC Module 3: Wheezing children: asthma and beyond
- PG5 Interstitial Lung Diseases – CC Module 3: Selected orphan diseases
- PG6 Thoracic Oncology – CC Module 3: New treatments for thoracic malignancies (other than nonsmall cell lung cancer)
- PG7 ABC of domiciliary ventilation
- PG8 Cellular and molecular technologies of today – treatments of tomorrow
- PG9 Nonapnoeic respiratory disorders during sleep
- PG10 Getting it right: planning, realising, analysing and publishing research projects
- PG11 Tobacco addiction in women
- PG12 ACCP-ERS joint course: Challenges in pulmonary embolism: hot issues and interactive cases

14:00–17:30 Postgraduate Courses

- PG13 Respiratory Failure – CC Module 3: Skills needed to treat an episode of acute respiratory failure
- PG14 COPD – CC Module 3: Management of advanced disease
- PG15 High-resolution computed tomography of the lung: pattern recognition and role in diagnosis
- PG16 Basic principles of cardiopulmonary exercise testing and interpretation
- PG17 An expert view of the differences between asthma and COPD
- PG18 Respiratory infections in immunosuppressed children
- PG19 Ventilatory management and cough enhancement in patients with neuromuscular disease
- PG20 Advances in the diagnosis of *Mycobacterium tuberculosis* infection: an interactive, case-based course
- PG21 Practical problems with aerosol therapy
- PG22 Interventional bronchoscopy: theory and practice

14:00–17:30 Educational Workshop

- WS1 Gene–environment interactions: challenges and pitfalls in study design, ethical issues and statistical analyses

Sunday, October 5, 2008

13:00–14:00 “Meet the Professor” Seminars

- MP1 Physiotherapy in the critical care areas
R. Gosselink (Leuven, Belgium)
- MP2 Rehabilitation and exercise in patients other than COPD
E. Clini (Pavullo, Italy)
- MP3 Oxidative stress in lung diseases
A. Bast (Maastricht, The Netherlands)
- MP4 The right decision, in an interactive session: making your next career move
O. Eickelberg (Giessen, Germany)
- MP5 Sensory nerves and airway irritability
C. Page (London, United Kingdom)
- MP6 Role of allied respiratory professionals in clinical research
S. Walker (Warwick, United Kingdom) and G. Narsavage (Morgantown, United States of America)

Monday, October 6, 2008

13:00–14:00 “Meet the Professor” Seminars

- MP7 Diagnostic approach to pleural effusions
F. Rodriguez-Panadero (Sevilla, Spain)
- MP8 Mechanisms of exercise intolerance in COPD, and their amelioration
D. O'Donnell (Kingston, Canada)
- MP9 Home mechanical ventilation: initiation
J-F. Muir (Rouen, France)
- MP10 Allergen immunotherapy in paediatric respiratory disease
A. Dubois (Groningen, The Netherlands)
- MP11 MRI for the lung: what can we see and what can't we see?
M. Eichinger (Heidelberg, Germany)
- MP12 How to organise and run a smoking cessation clinic: recipe for success
R. Polosa (San Gregorio, Italy)

Tuesday, October 7, 2008

13:00–14:00 “Meet the Professor” Seminars

- MP13 Poor performance status patient in advanced lung cancer: to treat or not to treat?
R. Huber (Munich, Germany)
- MP14 The approach to antibiotic treatment in community-acquired pneumonia
J. Ramirez (Louisville, United States of America)
- MP15 Pharmacology of cough
A. Morice (Cottingham, United Kingdom)
- MP16 Failures and successes in lung transplantation: cases and controversies
G. Massard (Strasbourg, France) and A. Boehler (Zürich, Switzerland)
- MP17 ACCP 1: Is telemedicine in your future?
J. A. L. Mathers Jr (Richmond, United States of America)
- MP18 ACCP 2: Patient simulation: a valuable adjunct to training chest physicians
A. V. Thomas Jr (Washington, United States of America)

— Postgraduate Courses and Educational Workshop

SATURDAY OCTOBER 4

09:30–17:30

PG1 EU GRACE Network Full-day Postgraduate Course: Antibiotics or not: from acute bronchitis to acute exacerbation of chronic bronchitis

Aims: The aims of the course are to update the participants on the role of infections in COPD and to discuss the dilemma of appropriate antibiotic use. All sessions will be interactive, and will include clinical case presentations. The involvement of microorganisms in the pathogenesis of COPD in terms of possible promotion or modulation of the disease will be addressed. The role of emerging as well as established drivers of infection in the pathophysiology and its implications for diagnosis and management in the context of adult LRTI and COPD will be discussed. **Target audience:** Pulmonologists, infectious diseases specialists, clinical microbiologists, clinical pharmacologists, research fellows, training specialists interested in updating their knowledge on bronchitis and COPD management.

Chairs: R. Cosentini (Milan, Italy), C. Butler (Cardiff, United Kingdom)

09:30 Debate: Bacteria are a cause of acute bronchitis? – PRO | R. Cosentini (Milan, Italy)

10:10 Debate: Bacteria are a cause of acute bronchitis? – CON | R. Wilson (London, United Kingdom)

10:50 The EU GRACE project: first data on lower respiratory tract infections from the European GPs Network
C. Butler (Cardiff, United Kingdom)

11:30 Break

12:00 Debate: Antibiotic treatment is contraindicated in acute bronchitis – PRO | J. Bont (Amsterdam, The Netherlands)

12:40 Debate: Antibiotic treatment is contraindicated in acute bronchitis – CON
M. Woodhead (Manchester, United Kingdom)

13:20 Lunch

14:20 The pathogenesis of acute infection in COPD | A. Anzueto (San Antonio, United States of America)

15:00 Laboratory investigations of infection in COPD: current best practice and future possibilities
A. Papi (Ferrara, Italy)

15:40 Break

16:10 Clinical management of COPD: recommended practice including the place of antibiotics | F. Blasi (Milan, Italy)

16:50 COPD guidelines in relation to infections: a critical analysis | A. Torres (Barcelona, Spain)

09:30–13:00

PG2 Core Curriculum Postgraduate Course: Asthma: natural history, risk factors and overall management

Aims: This is the third course in a three-year postgraduate core curriculum covering the main issues on asthma from pathogenesis to current treatment strategies. Participants can attend a single module and earlier modules can be accessed on the ERS e-learning site. The main aims of this third module in the series are: 1) to describe the key risk factors and events involved in the development of asthma in children, and to understand the principles behind the development and natural progression of asthma in adulthood; 2) to review how risk factors interact with the human immune system, and discuss the causal relationship between inhaled allergen exposure and asthma and the biological mechanisms underlying the interaction between infective agents and airway inflammation; 3) to define the goals and importance of asthma education, and to identify the resources and strategies that enhance optimal outcomes; and 4) to understand whether allergen-specific immunotherapy may, by altering the natural course of allergic disease, have a preventive effect on asthma. **Target audience:** Pulmonary and critical care physicians, allergists, pulmonary and allergy postdoctoral fellows, nurses, clinical researchers.

Chairs: M. Cazzola (Rome, Italy), R. Dahl (Aarhus, Denmark)

09:30 Natural history of asthma | M. Kraft (Durham, United States of America)

10:15 Risk factors for asthma and their prevention | J. C. Virchow (Rostock, Germany), to be confirmed

11:00 Break

11:30 Control of asthma | M. Gaga (Athens, Greece)

12:15 Specific immunotherapy in the management of allergic asthma | J. Bousquet (Montpellier, France)

PG3 Core Curriculum Postgraduate Course: Respiratory physiology: respiratory and peripheral muscle function in health and disease

Aims: This is the third course in a three-year postgraduate core curriculum covering different aspects of respiratory physiology in clinical practice. Participants can attend a single module and earlier modules can be accessed on the ERS e-learning site. The main aims of this third module in the series are: 1) to improve the participants understanding of how respiratory disease affects skeletal muscle function; 2) to provide the latest information about the measurement of respiratory and peripheral muscle function; 3) to understand how peripheral muscle dysfunction contributes to respiratory morbidity; and 4) to develop insights into the effective treatment of respiratory and peripheral muscle dysfunction. **Target audience:** Clinicians, physiologists and allied professionals working with patients with chronic lung disease.

Chairs: M. Polkey (London, United Kingdom), A. Schols (Maastricht, The Netherlands)

- 09:30 Skeletal muscle function and the respiratory system | M. Spruit (Horn, The Netherlands)
 10:15 Testing respiratory and peripheral muscle performance | J. Moxham (London, United Kingdom)
 11:00 Break
 11:30 The clinical impact of skeletal muscle dysfunction | M. Polkey (London, United Kingdom)
 12:15 Evaluating treatment in skeletal muscle dysfunction | A. Schols (Maastricht, The Netherlands)

PG4 Core Curriculum Postgraduate Course: Paediatric respiratory medicine: wheezing children: asthma and beyond

Aims: Asthma is the most common chronic disease in childhood. This core curriculum course on the current state-of-the-art in childhood asthma will be useful to all ERS members working with children in their practice. Participants will acquire knowledge of numerous recent developments, both for pre-school asthma and asthma in school-aged children and adolescents. The main learning objectives of this course are: 1) to review risk factors for different clinical phenotypes of asthma in children; 2) to review diagnosis and management of childhood asthma, both chronic care and management of acute severe asthma; and 3) to present highlights of the ERS Task Force's Report on pre-school wheeze. **Target audience:** Paediatricians, paediatric chest physicians, paediatric intensivists involved in the care of children with severe asthma.

Chairs: A. Bush (London, United Kingdom), H. Bisgaard (Copenhagen, Denmark)

- 09:30 Diagnosis and differential diagnosis of asthma in children | M. Kabesch (Munich, Germany)
 10:06 Evidence-based guidelines for the management of pre-school wheeze: highlights from the ERS Task Force's report
 P. J. F. M. Merkus (Nijmegen, The Netherlands)
 10:42 Severe asthma: approach to diagnosis and treatment | L. Fleming (London, United Kingdom)
 11:18 Break
 11:48 Maintenance treatment for chronic persistent asthma: what has changed since the 2002 guidelines?
 H. Bisgaard (Copenhagen, Denmark)
 12:24 Acute severe asthma: evidence-based management of asthma exacerbations
 M. Smith (Craigavon, United Kingdom)

PG5 Core Curriculum Postgraduate Course: Interstitial lung diseases: selected orphan diseases

Aims: This is the third course in a three-year postgraduate core curriculum that will have covered some of the rare, as well as the more common, interstitial lung diseases (ILDs). Participants can attend a single module, and can view previous courses in the series via the ERS e-learning resources. This third module in the series will provide a detailed update on selected orphan diseases among the interstitial pneumonias. The specific aims of this third module in the series are: 1) to provide information on rare and/or neglected ILD; 2) to give a comprehensive review and updated information on alveolar lipoproteinosis, including the recent pathogenetic advances and therapeutic orientations; 3) to review the clinical and imaging features, and management of lymphangioleiomyomatosis, either sporadic or associated with tuberous sclerosis complex; 4) to provide an overview of the idiopathic eosinophilic pneumonias (chronic, acute), as well as of those occurring in Churg-Strauss syndrome and the hypereosinophilic syndrome; and 5) to review the pulmonary features of Langerhans cell histiocytosis and discuss this disorder within the spectrum of smoking-related ILD. **Target audience:** Pulmonary physicians, pathologists, radiologists, cell biologists.

Chairs: J-F. Cordier (Lyon, France), P. Camus (Dijon, France)

- 09:30 Introduction: orphan ILD: a spectrum of rare and/or neglected diseases | P. Camus (Dijon, France)
 10:06 Idiopathic alveolar lipoproteinosis | U. Costabel (Essen, Germany)
 10:42 Lymphangioleiomyomatosis | S. Johnson (Nottingham, United Kingdom)
 11:18 Break
 11:48 Idiopathic eosinophilic pneumonias | J-F. Cordier (Lyon, France)
 12:24 Pulmonary Langerhans cell histiocytosis | R. Vassallo (Rochester, United States of America)

PG6 Core Curriculum Postgraduate Course: Thoracic oncology: new treatments for thoracic malignancies (other than non-small cell lung cancer)

Aims: This is the third course in a three-year postgraduate core curriculum devoted to thoracic oncology. Participants can attend a single module and earlier modules in the series can be viewed on the ERS e-learning resources. This last course focuses on innovative treatments for thoracic malignancies other than non-small cell lung cancer. The specific aims of this last module in the series are: 1) to review the current knowledge on the optimal integration of systemic and local treatments for small cell lung cancer; 2) to review the approach to mediastinal tumours; 3) to summarise the current treatment of mesothelioma; and 4) to address issues in supportive care, including anti-emetics, growth factors and symptomatic treatments. **Target audience:** All chest physicians, thoracic oncologists and thoracic surgeons involved in the treatment of thoracic tumours.

Chairs: A-P. Meert (Brussels, Belgium), R. M. Huber (Munich, Germany)

- 09:30 Systemic treatment of small cell lung cancer | E. Quoix (Strasbourg, France)
 10:06 Optimal integration of chemo- and radiotherapy in small cell lung cancer
 D. De Ruyscher (Maastricht, The Netherlands)
 10:42 Mediastinal tumours | H. Ris (Lausanne, Switzerland)
 11:18 Break
 11:48 Mesothelioma | A. Scherpereel (Lille, France)
 12:24 Supportive care for thoracic malignancies | R. M. Huber (Munich, Germany)

PG7 Postgraduate Course: ABC of domiciliary ventilation

Aims: Domiciliary ventilation is a highly prevalent treatment throughout Europe. At the end of the course, participants will be able to: better understand the modalities of domiciliary ventilation, mostly performed today via non-invasive ventilation; and decide what is the better strategy to indicate, monitor and organise domiciliary ventilation. **Target audience:** Chest physicians, respiratory therapists, intensivists, nurses.

Chairs: J-F. Muir (Rouen, France), B. Schoenhofer (Hanover, Germany)

09:30 How physiopathology helps me to set domiciliary ventilation | A. Simonds (London, United Kingdom)

10:15 In which situations do I have to consider domiciliary ventilation? | W. Windisch (Freiburg, Germany)

11:00 Break

11:30 How can I monitor a patient with domiciliary ventilation? | A. Cuvelier (Rouen, France), to be confirmed

12:15 How do I facilitate the return home of a patient with domiciliary ventilation? | M. Vitacca (Lumezzane, Italy)

PG8 Postgraduate Course: Cellular and molecular technologies of today – treatments of tomorrow

Aims: This postgraduate course will introduce and outline in detail novel developments of cutting edge techniques that are appropriate for the analysis of patient-obtained material, e.g. biopsies or blood samples, irrespective of the underlying lung disease. Findings of particular interest to the respiratory community will be presented, alongside with outlining the capabilities of novel technologies applicable to respiratory research. At the end of the course, the audience will have obtained: 1) detailed information about novel technological achievements applicable to their own research; 2) novel ideas on how to integrate novel technologies into respiratory research; 3) resources and practical advice for new users; and 4) the knowledge to identify the appropriate experimental technique, as well as its limitations, that needs to be implemented for a given research question. **Target audience:** Basic scientists, physician scientists, pulmonologists, clinical investigators and trainees.

Chairs: O. Eickelberg (Giessen, Germany), R. Chambers (London, United Kingdom)

09:30 Obtaining the right cell: primary cell cultures from tissue biopsies | R. Morty (Giessen, Germany)

10:15 Laser-captured microdissection: harnessing the promise of pathology | To be confirmed

11:00 Break

11:30 Metabolomics: demystifying the mystics | To be confirmed

12:15 Quantitative proteomics: unravelling disease markers of tomorrow | To be confirmed

PG9 Postgraduate Course: Nonapnoeic respiratory disorders during sleep

Aims: The main aims of this course are to improve knowledge on: 1) the basic mechanisms of interaction between sleep and breathing; 2) the overall impact of sleep on several chronic respiratory conditions, either revealing or aggravating the disease or the related respiratory failure; and 3) to provide an overview of all possible treatment options. **Target audience:** Chest physicians with special interest in sleep-disordered breathing, but also cardiologists, neurologists and general physicians.

Chairs: J. Verbraecken (Antwerp, Belgium), P. M. A. Calverley (Liverpool, United Kingdom)

09:30 Sleep in COPD, asthma and restrictive lung disease | P. M. A. Calverley (Liverpool, United Kingdom)

10:15 Monitoring and capnography during sleep | C. Van Der Grinten (Maastricht, The Netherlands)

11:00 Break

11:30 Arousals in nonapnoeic respiratory disorders | J. Verbraecken (Antwerp, Belgium)

12:15 Treatment options for chronic respiratory failure | M. W. Elliott (Leeds, United Kingdom)

PG10 Postgraduate Course: Getting it right – planning, realising, analysing and publishing research projects

Aims: Many original and scientifically interesting research projects suffer from common methodological, statistical and design problems, which are well known and could be easily avoided. This postgraduate course will outline a number of the most important pitfalls in all stages of respiratory research (planning, realisation, analysis and publication) and for various research fields (clinical, epidemiological and physiological). The main aim is to highlight common pitfalls in respiratory research and learn how to avoid them. The four speakers will use very interactive approaches to discuss problems related to: 1) planning and conducting epidemiological and clinical research; 2) planning and conducting physiological and experimental research; 3) statistical analysis and interpretation of results; and 4) writing up and publishing results. **Target audience:** Everybody involved in respiratory research (epidemiological, clinical and physiological). In particular, the course will suit young paediatric and adult pulmonologists, physiologists and epidemiologists with some previous research experience who are about to set up and conduct their own research projects.

Chairs: C. Kuehni (Bern, Switzerland), S. Turner (Aberdeen, United Kingdom)

09:30 Common pitfalls in planning and conducting epidemiological and clinical research | T. Frischer (Vienna, Austria)

10:15 Common pitfalls in planning, conducting and interpreting physiological research
J. Stocks (London, United Kingdom)

11:00 Break

11:30 Modern approaches to statistical analysis and interpretation of results | J. Sterne (Bristol, United Kingdom)

12:15 Pitfalls in writing up and publishing results | P. J. Sterk (Amsterdam, The Netherlands)

PG11 Postgraduate Course: Tobacco addiction in women

Aims: This course addresses a major emerging issue in respiratory health, the increasing problem of tobacco addiction in women and the health consequences. The main aim is to provide participants with a state-of-the-art update on: 1) the sharp worldwide rise of female tobacco smoking; 2) the efforts the tobacco industry is making to recruit new smokers among women; 3) knowledge that there are several sex-specific health effects of women smoking; and 4) evidence that treatment of tobacco addiction is, to some

extent, specific in women. **Target audience:** Chest physicians, general practitioners, nurses, trainees and all others with an interest in smoking and respiratory health.

Chairs: E. Dagli (Istanbul, Turkey), C. Gratiou (Athens, Greece)

09:30 Women smoking in Europe and the world | E. Tamang (Italy), to be confirmed

10:15 Weight, tobacco and women | K. Gallopel (Rennes, France)

11:00 Break

11:30 The health consequences of female tobacco use and effects on pregnancy

E. Dagli (Istanbul, Turkey), to be confirmed

12:15 The treatment of tobacco addiction | C. Gratiou (Athens, Greece)

PG12 Postgraduate Course: Challenges in pulmonary embolism: hot issues and interactive cases (jointly organised with ACCP)

Aims: The purpose of this course, organised jointly by the American College of Chest Physicians (ACCP) and the ERS, is to provide a state-of-the-art update on current practice, challenges and hot issues in the diagnosis and management of patients with acute pulmonary embolism. Recent advances in knowledge of risk factors, pathogenesis and prognostic indicators will also be reviewed, as will advances in noninvasive diagnostic procedures and patient-specific treatment strategies. Experts will employ a combination of didactic and case-based interactive approaches, to update participants on: 1) advances in knowledge of epidemiology, pathogenesis and risk factors; 2) challenges in diagnosis, and the contribution of newer noninvasive techniques; 3) advances in knowledge of risk assessment models and prognostic markers; 4) therapeutic strategies, including patient-specific strategies, anticoagulants, thrombolysis, and indications for, and complications of, IVC filters; and 5) thromboembolism in pregnancy. **Target audience:** Chest physicians, cardiologists, critical care specialists, cardiothoracic surgeons and others who want an update on management of acute pulmonary embolism.

Chairs: A. Thomas (Washington, United States of America), G. Simonneau (Clamart, France)

09:30 Introduction: Acute pulmonary embolism: still a challenge | A. Thomas (Washington, United States of America)

10:06 Advances in knowledge of global epidemiology, pathogenesis and risk factors | G. Simonneau (Clamart, France)

10:42 Diagnosis, prognosis and risk assessment models: hot issues | A. Torbicki (Warsaw, Poland)

11:18 Break

11:48 Therapeutic strategies: what treatment for what patient | L. Moores (Bethesda, United States of America)

12:24 How to manage thromboembolism in pregnancy | J. Mathers (Richmond, United States of America)

14:00–17:30

PG13 Core Curriculum Postgraduate Course: Respiratory failure: skills needed to treat an episode of acute respiratory failure

Aims: This is the third course in a three-year postgraduate core curriculum providing a basic overview on the diagnosis and management of patients with respiratory failure. Participants can attend a single module and earlier modules can be accessed on the ERS e-learning site. The main aims of this third module in the series are to describe the skills needed to treat an episode of acute respiratory failure. At the end of the course, participants will: 1) understand the diagnostic and therapeutic procedures necessary to manage a respiratory emergency; 2) understand the rationale of preventing infections; and 3) know how to approach difficulty in weaning. **Target audience:** Pulmonary physicians, intensivists, emergency medicine doctors, nurses, respiratory therapists.

Chairs: P. Pelosi (Milan, Italy), B. Schoenhofer (Hanover, Germany)

14:00 How to ventilate patients affected by different diseases: keys for success | J-F. Muir (Rouen, France)

14:45 How do I perform invasive diagnostic procedures in critically ill patients? | P. Navalesi (Novara, Italy)

15:30 Break

16:00 How can I prevent infectious complications in critically ill patients? | S. Ewig (Bochum, Germany)

16:45 How can I improve the weaning process? | B. Schoenhofer (Hanover, Germany)

PG14 Core Curriculum Postgraduate Course: COPD: management of advanced disease

Aims: This is the third course in a three-year postgraduate core curriculum on COPD. Participants can attend a single module and earlier modules in the series can be viewed on the ERS e-learning resources. This last course focuses on severe COPD and will cover important issues related to the management of advanced disease and the care of end-stage patients. The specific aims of the third module in the series are: 1) to discuss indications for oxygen treatment; 2) to describe the clinical picture of an acute exacerbation and review its treatment, including mechanical ventilation; 3) to review the important issues related to patients with severe, end-stage COPD, including ethical considerations at the end-of-life stage; and 4) to discuss the role for surgery in and for COPD, including lung transplantation. **Target audience:** Trainees, chest physicians, intensivists, thoracic surgeons and primary care practitioners.

Chairs: B. Balbi (Veruno, Italy), C. Löfdahl (Lund, Sweden)

14:00 Indications for oxygen treatment in COPD | M. Morgan (Leicester, United Kingdom)

14:45 Managing severe acute exacerbations in COPD, including mechanical ventilation | N. Ambrosino (Pisa, Italy)

15:30 Break

16:00 Severe COPD: home-care, palliative treatment and end-of-life issues | S. Nava (Pavia, Italy)

16:45 Indications and results of surgical intervention in COPD, including lung transplantation

D. Van Raemdonck (Leuven, Belgium)

PG15 Postgraduate Course: High-resolution computed tomography of the lung: pattern recognition and role in diagnosis

Aims: A good understanding of the interpretation of high-resolution computed tomography (HRCT) is now an essential requirement for modern practice in respiratory medicine. It is often the base of a good differential diagnosis or diagnosis. This course is designed for pulmonary specialists, trainees and any others who require a basic update on the interpretation and diagnostic applications of HRCT appearance patterns. At the end of this course, participants will be able to recognise the different basic HRCT appearance patterns of lung disease; and suggest a good differential diagnosis based on the recognition of these appearance patterns and on the study of the distribution pattern. **Target audience:** Specialists and trainees in respiratory medicine, clinicians in general.

Chair: R. Kubale (Pirmasens, Germany)

14:00 Nodular pattern | M. Maffessanti (Trieste, Italy)

14:45 Reticular pattern | M. Storto (Chieti, Italy)

15:30 Break

16:00 Increased lung attenuation | K. Malagari (Papagou, Greece)

16:45 Decreased lung attenuation | C. Schaefer-Prokop (Amsterdam, The Netherlands)

PG16 Postgraduate Course: Basic principles of cardiopulmonary exercise testing and interpretation

Aims: There is an ongoing need in Europe and beyond for workshops on cardiopulmonary exercise testing (CPET) for a range of clinically-based populations and therapeutic paradigms. The main focus of this course is on practical aspects of clinical cardiopulmonary exercise testing. Indications, protocols, measurements and data interpretation will be discussed. The sensitivity and specificity of different response patterns will be reviewed. At the end of the course, participants will be able to: 1) understand the physiological significance of cardiorespiratory response profiles; 2) describe the typical response profiles observed in patients with different cardiac and respiratory diseases; and 3) recognise the prognostic value of particular CPET indices. **Target audience:** Clinicians and scientists with interest in cardiorespiratory medicine and/or clinical rehabilitation, exercise physiologists, and respiratory therapists. Participants will be expected to have some knowledge of exercise physiology.

Chairs: L. Puente Maestu (Madrid, Spain), S. Ward (Crickhowell, United Kingdom)

14:00 Physiological principles of exercise physiology | S. Ward (Crickhowell, United Kingdom)

14:45 Optimising measurement and design | R. Casaburi (Rancho Palos Verdes, United States of America)

15:30 Break

16:00 Exercise testing in the evaluation of interventions | L. Puente Maestu (Madrid, Spain)

16:45 Prognostic value of exercise testing | P. Palange (Rome, Italy)

PG17 Postgraduate Course: An expert view of the differences between asthma and COPD

Aims: The purpose of this course is to provide an expert view on some major unresolved issues in asthma and COPD. We need to evaluate new diagnostic tools for asthma and COPD; to target older people in epidemiological studies to identify and describe the extent of asthma; to define the clinical and physiological features of asthma and COPD in older people that indicate when and which treatments will achieve maximum benefit with least harm; to develop strategies for better, patient-focused care of people with severe airway disease, concentrating on device use, action plans, side effects, end-of-life decisions, exercise and independence in activities of daily living; and to maintain research into new drugs and targets for preventing progressive loss of lung function in asthma and COPD. The main learning objectives of the course are: 1) to consider the essential differences in the inflammatory process that lead to different pathological outcomes in asthma and COPD; 2) to discuss what factors cause some patients with asthma to have clinical features indistinguishable from COPD, and whether these patients should be treated differently from those with early-onset, atopic asthma; 3) to inform whether the response to bronchodilators in asthma and COPD predicts prognosis and response to other interventions; and 4) to know whether people with asthma (airway obstruction, hyperresponsiveness and atopy) and COPD (fixed airflow limitation) have different natural histories, responses to treatment and prognoses. **Target audience:** Pulmonary and critical care physicians, allergists, pulmonary and allergy postdoctoral fellows, nurses, clinical researchers.

Chairs: A. Rossi (Bergamo, Italy), J. C. Virchow (Rostock, Germany)

14:00 Mechanisms in chronic obstructive pulmonary disease: comparisons with asthma
P. J. Barnes (London, United Kingdom)

14:45 Characteristics of airway hyperresponsiveness and reversibility in asthma and chronic obstructive pulmonary disease | D. S. Postma (Groningen, The Netherlands)

15:30 Break

16:00 Similarities and differences in asthma and chronic obstructive pulmonary disease exacerbations
K. F. Rabe (Leiden, The Netherlands)

16:45 Therapeutic responses in asthma and chronic obstructive pulmonary disease | M. Cazzola (Rome, Italy)

PG18 Postgraduate Course: Respiratory infections in immunosuppressed children

Aim: The main aim of this course is to update the audience on the prevalence, diagnosis, and management of paediatric respiratory infections in various immunological conditions or disorders. The improved survival of children with immunological disorders, the increased survival of paediatric oncology patients, and the altered virulence or prevalence of pathogens continue to affect the way opportunistic infections present themselves and need to be managed. **Target audience:** Clinical pulmonologists, paediatricians, respiratory infection specialists, thoracic oncologists, transplant surgeons.

Chairs: P. J. F. M. Merkus (Nijmegen, The Netherlands), L. Dracea (Brasov, Romania)

14:00 Respiratory infections in congenital immunological disorders | A. Cant (Newcastle upon Tyne, United Kingdom)

- 14:45 Respiratory infections in transplant patients | H. Hirsch (Basel, Switzerland)
 15:30 Break
 16:00 Respiratory infections in HIV patients | V. Novelli (London, United Kingdom)
 16:45 Respiratory infections in oncology patients | N. Hartwig (Rotterdam, The Netherlands)

PG19 Postgraduate Course: Ventilatory management and cough enhancement in patients with neuromuscular disease

Aims: Respiratory management of neuromuscular disease is commonly overlooked, and simple measures and techniques that are not universally taught or used can make large differences to the patients' morbidity and quality of life, as well as to mortality. This course aims to provide participants with the tools and knowledge to better manage these patients by providing the following: 1) knowledge of the main issues in mechanisms, diagnosis and management of respiratory failure and inadequate cough; 2) an update in respiratory assessment and patient evaluation; 3) an update in intervention and clinical management of chronic, and prevention of acute, ventilatory failure; and 4) updates of current evidence and practical descriptions for inspiratory and expiratory aids and techniques for secretion management. **Target audience:** Pulmonary and paediatric physicians, intensivists and allied health professionals with an interest in neuromuscular disorders.

Chair: J. Bott (Chertsey, United Kingdom)

- 14:00 Ventilatory impairment in neuromuscular dysfunction: What to measure? When to treat?
 A. Simonds (London, United Kingdom)
 14:36 Cough dysfunction: What to measure? When to treat? | J. Winck (Porto, Portugal)
 15:12 Managing respiratory failure and symptom control in acute and chronic settings
 M. Toussaint (Brussels, Belgium)
 15:48 Break
 16:18 Manual techniques for lung expansion and cough augmentation
 M. Goncalves (Porto, Portugal), J. Bott (Chertsey, United Kingdom)
 16:54 Mechanical aids for secretion clearance | M. Chatwin (London, United Kingdom), M. Toussaint (Brussels, Belgium)

PG20 Postgraduate Course: Advances in the diagnosis of *Mycobacterium tuberculosis* infection: an interactive, case-based course

Aims: Recently, advances in the diagnosis of *Mycobacterium tuberculosis* (MTB)-infection have been made, modifying the traditional approach to diagnosis of MTB-infection. This postgraduate course is composed of a mixture of presentations and interactive case discussions. All speakers have recently published important papers on the specific topics discussed. The main aim of this course is to update participants on the current advances in knowledge regarding the diagnosis of active and latent infection with *Mycobacterium tuberculosis*. At the end of the course participants will be able to: 1) understand the correct methodological approach to the diagnosis of tuberculosis; 2) define the different new diagnostic tools for the detection of MTB-infection; 3) understand the advantages of the new techniques in the diagnosis of tuberculosis in special populations; and 4) understand the open questions for research in this field. **Target audience:** Clinicians, microbiologists and public health specialists involved in tuberculosis care, surveillance, control and research. Fellows and training specialists interested in updating their knowledge regarding the diagnosis of tuberculosis.

Chairs: A. W. J. Bossink (Utrecht, The Netherlands), C. Lange (Borstel, Germany)

- 14:00 Interactive case presentation 1: clinical management of active tuberculosis, including reading of chest radiographs
 J-P. Zellweger (Lausanne, Switzerland)
 14:45 Update: T-cell interferon- γ release assays for the diagnosis of MTB infection | L. Richeldi (Modena, Italy)
 15:30 Break
 16:00 Interactive case presentation 2: differentiation between active and latent TB infection
 S. Arend (Leiden, The Netherlands)
 16:45 Outlook: Future developments for the diagnosis of MTB infection | D. Goletti (Roma, Italy)

PG21 Postgraduate Course: Practical problems with aerosol therapy

Aims: Inhalation is the preferred route of delivery for anti-asthma drugs. However, the proliferation of inhaler devices has resulted in a confusing number of choices for clinicians who are selecting a delivery device for aerosol therapy. There are advantages and disadvantages associated with each device category. In reality, inhalers are often prescribed on an empirical basis rather than on evidence. Evidence-based recommendations for the selection of the appropriate aerosol delivery device in specific clinical settings are needed. The main aims of this course are: 1) to compare the efficacy and adverse effects of treatment using different device categories; 2) to illustrate the differences in the selection criteria according to who you are asking (*i.e.* the inhalation technologist, the physician or the patient); and 3) to provide recommendations to clinicians to aid them in selecting a particular aerosol delivery device for their patients. **Target audience:** Pulmonary and critical care physicians, fellows, nurses, and respiratory therapists.

Chairs: G. Joos (Gent, Belgium), D. Olivieri (Parma, Italy)

- 14:00 A comparison of the effectiveness of different inhaler devices | S. Newman (London, United Kingdom)
 14:45 Device selection in the outpatient setting | N. Hanania (Houston, United States of America)
 15:30 Break
 16:00 Device selection in the hospital acute care setting | B. J. O'Connor (London, United Kingdom)
 16:45 Use of inhaler devices in children | S. Pedersen (Kolding, Denmark)

PG22 Postgraduate Course: Interventional bronchoscopy: theory and practice

Aims: The main aim of this course is to expose pulmonary fellows and practicing pulmonary physicians to advanced, yet simple practical pulmonary interventions. Didactic lectures will be followed by practical demonstrations and possibilities for hands-on experiences. At the conclusion of this course, participants will be able to recognise indications and contra-indications of various interventions, identify benefits and limitations of these interventions, and will have experienced a first hands-on training tutored by world experts in the field. **Target audience:** Pulmonary fellows, pulmonary physicians, thoracic surgeons.

Chairs: F. Herth (Heidelberg, Germany), J. Janssen (Nijmegen, The Netherlands)

- 14:00 "Old" diagnostic techniques revisited: transbronchial needle aspiration (TBNA) | S. Gasparini (Ancona, Italy)
 14:30 New diagnostic techniques: real-time endobronchial ultrasound (rtEBUS), trans-oesophageal ultrasound-guided fine needle aspiration and navigation | F. Herth (Heidelberg, Germany)
 15:00 Indications and anaesthesia for interventional bronchoscopy | M. Noppen (Brussels, Belgium)
 15:30 Break
 16:00 Rapid desobstruction techniques: laser and electrocautery | J. Janssen (Nijmegen, The Netherlands)
 16:30 Delayed desobstruction techniques (cryo, brachy and phototherapy) | J. Vergnon (St Etienne, France)
 17:00 Silicone stents and metal stents | L. Freitag (Hemer, Germany)

WS1 Educational Workshop: Gene-environment interactions: challenges and pitfalls in study design, ethical issues and statistical analyses

Aims: National and international studies on gene-environment interactions are conducted all over the world. However, many of them are faced by problems of small sample sizes and inadequate methods of statistical analyses. This workshop will include problem-based learning discussions and should enable participants to find an adequate, powerful study design. Furthermore, they should be able to deal with ethical issues and have an idea about different methods to analyse data of gene-environment interactions. They will also be able to read scientific papers on gene-environment interactions more critically. **Target audience:** Researchers (general, occupational, environmental, paediatrics and adults), epidemiologists, physicians reading the scientific literature.

Chairs: T. Sigsgaard (Aarhus, Denmark), K. Radon (Munich, Germany)

- 14:00 How to design powerful international studies on gene-environment interaction | M. Kabesch (Munich, Germany)
 14:40 Ethical challenges in international studies on gene-environment interaction | F. Kauffmann (Villejuif, France)
 15:20 Break
 15:50 Statistical analysis of gene-environment interactions – all just chance? | M. Kogevinas (Barcelona, Spain)
 16:30 Genetic programming optimised neural network (GPNN) as a method for improved identification of gene-environment interactions | A. Motsinger (Raleigh, United States of America)
 17:10 Concluding consensus discussion

Scientific Programme**SUNDAY OCTOBER 5****08:30–10:30****YR Scientific year in review**

Aims: This symposium presents some of the recent concepts in understanding the pathobiology and molecular mechanisms related to the development of lung disease. This will accelerate the dissemination of scientific advances in the improvement of clinical care to the medical and scientific respiratory community. **Target audience:** Scientists, clinical researchers and pulmonary physicians.

Chitinases and airways remodelling

Is COPD an autoimmune disease?

Dendritic cells and the regulation of the immune response

Hypoxia signalling and sensing

SY Symposium: COPD – the holistic perspective

Aims: This symposium will: 1) emphasise the notion that COPD is often associated with other medical conditions (anaemia, heart failure, systemic inflammation) that may contribute to morbidity and mortality; 2) provide an update on the possible mechanisms that may explain the strong association between COPD and cardiovascular disease; and 3) point out that smoking cessation is an important component of COPD management because of its direct influence on the driving aetiological factor and for its indirect beneficial effect on the smoking-related medical conditions frequently associated with COPD. **Target audience:** Pulmonologists, allergists, cardiologists, internists, primary care physicians, fellows-in-training, medical students, clinical research coordinators.

Chairs: E. F. M. Wouters (Maastricht, The Netherlands), M. Cazzola (Rome, Italy)

- 08:30 Recognising the importance of anaemia in COPD | T. Similowski (Paris, France)
 09:00 Heart failure and COPD: an ignored combination? | A. Hoes (Utrecht, The Netherlands)
 09:30 COPD and systemic inflammation | A. Agusti (Palma De Mallorca, Spain)
 10:00 Successful smoking cessation: the internist view | R. Polosa (San Gregorio, Italy)

SY Symposium: The use of field exercise tests in clinical services

Aims: This symposium will: 1) introduce the key field exercise tests, incremental shuttle walk test (ISWT), 6 minute walking distance (6MWD), and endurance shuttle walk test (EWT); 2) outline the role of these field exercise testing in modern respiratory assessment; and 3) outline the advantages and limitations of ISWT, EWT, 6MWD tests. **Target audience:** Doctors, nurses, physiotherapists, scientists, technologists in primary and secondary care.

Chairs: B. G. Cooper (Birmingham, United Kingdom), S. Ward (Crickhowell, United Kingdom)

- 08:30 Introduction to field exercise testing | S. Singh (Leicester, United Kingdom)
 09:00 The role of field exercise testing | S. Jenkins (Perth, Australia)
 09:30 Results and interpretation of field exercise tests | C. G. Gallagher (Dublin, Ireland)
 10:00 Exercise training and exercise capacity | H. Magnussen (Grosshansdorf, Germany)

SY Symposium: Night time is not the right time – nocturnal aspects of asthma

Aims: This symposium will give an update on the impact of night symptoms and daytime sleepiness caused by asthma.

Target audience: Clinicians, general practitioners, paediatricians, nurses.

Chairs: C. Janson (Uppsala, Sweden), P. Burney (London, United Kingdom)

- 08:30 Insomnia and sleepiness in asthmatics | C. Janson (Uppsala, Sweden)
 08:54 Nocturnal asthma – a review | M. Kraft (Durham, United States of America)
 09:18 Gender aspects of nocturnal asthma | C. Svanes (Bergen, Norway)
 09:42 Asthma and gastro-oesophageal reflux | T. Kiljander (Pikkio, Finland)
 10:06 Asthma, snoring and sleep apnoea | T. Gislason (Reykjavik, Iceland)

SY Symposium: Management of cystic fibrosis in 2008

Aims: The aims of this symposium are to give an update on the moving fields in cystic fibrosis from background information on recent developments in research to practical guidelines on new treatment strategies in paediatric as well as adult patients with cystic fibrosis. **Target audience:** Pulmonologists, paediatricians, nurses, physiotherapists and researchers with an interest in cystic fibrosis.

Chairs: J. J. G. Egan (Dublin, Ireland), L. Mared (Lund, Sweden)

- 08:30 Standard of care in childhood | J. Davies (London, United Kingdom)
 09:00 Which changes in the adult patient | A. Boehler (Zurich, Switzerland)
 09:30 Surgical management for evolutive complications | P. Thomas (Marseille, France)
 10:00 When to transplant for which results? | P. Corris (Newcastle upon Tyne, United Kingdom)

10:45–12:45

YR Infection year in review

Aims: This symposium will provide state-of-the-art updates on four important infection topics that have seen advances over the last year. The latest developments will be discussed, based on recent key literature, by experts in the respective areas. **Target audience:** Clinicians, microbiologists, specialist nurses and public health workers involved in respiratory infection care and control.

Multidrug resistant (MDR) and extensive drug resistant (XDR) tuberculosis: epidemiology, diagnosis and treatment

Lower respiratory tract infections: bacteria and virus, antibiotics and steroids

Healthcare associated pneumonia (HCAP): a new entity?

Influenza: still a threat?

GR Occupational Grand Round – an interactive session

Four case studies will be presented and discussed by experts

SY Symposium: Models of pulmonary rehabilitation in non-COPD patients

Aims: This symposium will give an overview of current results following application of rehabilitation programmes in non-COPD patients, in order to widen the current evidence-based referral. **Target audience:** Clinicians, pulmonologists and allied health professionals interested in pulmonary rehabilitation.

Chairs: N. Ambrosino (Pisa, Italy), T. Troosters (Leuven, Belgium)

- 10:45 Effectiveness of rehabilitation in patients with asthma | M. Emtner (Uppsala, Sweden)
 11:15 Is the pulmonary rehabilitation model applicable to chronic heart failure patients?
 S. Singh (Leicester, United Kingdom)
 11:45 Who is the best candidate for rehabilitation among patients with restrictive disease?
 M. Spruit (Horn, The Netherlands)
 12:15 Early rehabilitation after lung resection | G. Biscione (Rome, Italy)

SY Symposium: New imaging modalities in the staging of lung cancer

Aims: In view of the large number of patients involved, spread of knowledge of new imaging modalities is important. **Target audience:** Pulmonary physicians, radiologists, thoracic surgeons, medical oncologists, nuclear medicine physicians, trainees in these specialities.

Chairs: P. Van Schil (Antwerp, Belgium), J. Vansteenkiste (Leuven, Belgium)

- 10:45 Integrated positron emission tomography-computed tomography (PET-CT) in the staging of lung cancer
 S. Stroobants (Leuven, Belgium)
 11:15 Endobronchial ultrasound (EBUS) – a novel dimension for bronchoscopy | F. Herth (Heidelberg, Germany)

- 11:45 Trans-oesophageal ultrasound (EUS) – why it is needed for accurate lung cancer staging
J. Annema (Leiden, The Netherlands)
- 12:15 Surgical staging – how it will survive in a changing staging environment | P. De Leyn (Leuven, Belgium)

SY Symposium: Acute lung injury. Do we know what it is? A look at different models

Aims: This symposium aims at comparing established experimental models of acute lung injury (ALI). Each speaker will apply a similar set of criteria to compare one particular model with the most frequently used model, the endotoxin model. This symposium will identify benefits and, in particular, underline shortcomings of currently used ALI models for the study of human disease. As particular attention is given to endotoxin models, one speaker speaks from the perspective of the animal model, while one acute respiratory distress syndrome (ARDS) clinician-scientist speaks from the human ALI/ARDS perspective. The session should provide valuable mechanistic insights into the disease processes of the models and of ALI/ARDS. **Target audience:** Respiratory/critical care physicians and scientists who are interested in basic mechanisms of acute lung injury.

Chairs: S. Uhlig (Aachen, Germany), M. Takata (London, United Kingdom)

- 10:45 The endotoxin model in the year 2008 | M. Takata (London, United Kingdom)
- 11:09 Mechanically induced lung injury | J. Pugin (Geneva, Switzerland)
- 11:33 The acid aspiration model of acute lung injury | Y. Imai (Vienna, Austria)
- 11:57 The zymosan model of acute lung injury and multiple organ failure | S. Cuzzocrea (Messina, Italy)
- 12:21 Human acute lung injury *versus* the endotoxin model | G. P. Downey (Denver, United States of America)

SY Symposium: Asthma: from clinical pattern to genetic background

Aims: This symposium will discuss the impact of genetic association studies on asthma phenotypes and atopy in children and the role of environmental and epidemiological factors. **Target audience:** Paediatricians, fellows in paediatrics, epidemiologists, chest physicians, geneticists.

Chairs: A. Bush (London, United Kingdom), J. Gerritsen (Groningen, The Netherlands)

- 10:45 Pre-school wheeze syndrome: a need for better treatment | S. Saglani (Sidcup, United Kingdom)
- 11:15 Childhood asthma: which predictors from infancy? | K. Lodrup Carlsen (Oslo, Norway)
- 11:45 Effects of pollution: antenatal and postnatal, indoor and outdoor | P. Sly (West Perth, Australia)
- 12:15 Gene-environment interactions: a primary preventive strategy for asthma? | E. von Mutius (Munich, Germany)

13:00–14:00

MP Meet the Professor

- MP1 Physiotherapy in the critical care areas | R. Gosselink (Leuven, Belgium)
- MP2 Rehabilitation and exercise in patients other than COPD | E. Clini (Modena, Italy)
- MP3 Oxidative stress in lung diseases | A. Bast (Maastricht, The Netherlands)
- MP4 The right decision, in an interactive session: making your next career move | O. Eickelberg (Giessen, Germany)
- MP5 Sensory nerves and airway irritability | C. Page (London, United Kingdom)
- MP6 Role of allied respiratory professionals in clinical research | S. Walker (Warwick, United Kingdom), G. L. Narsavage (Morgantown, United States of America)

14:45–16:45

SY Symposium: Lung imaging in critically ill patients

Aims: At the end of the symposium, participants will have better knowledge of the diagnostic and therapeutic use of different imaging techniques in critically ill patients. **Target audience:** Pneumologists, intensivists, emergency medicine doctors, nurses, respiratory therapists.

Chairs: P. Pelosi (Milan, Italy), B. Schoenhofer (Hanover, Germany)

- 14:45 Chest radiograph | M. Pistolesi (Florence, Italy)
- 15:15 Computed tomography (CT) scan | P. Pelosi (Milan, Italy)
- 15:45 Echography | J. Rouby (Paris, France)
- 16:15 Electric impedance tomography | C. Putensen (Bonn, Germany)

SY Symposium: Non-CPAP therapies in sleep apnoea: crossing the borders?

Aims: This symposium will: 1) improve the knowledge on alternatives to CPAP therapy in sleep disordered breathing; 2) review evidence of efficient treatment options besides CPAP; 3) identify patients to whom alternative methods can be recommended; 4) demonstrate that critical selection of patients can improve outcome; and 5) evaluate the impact of the severity of the disease on the efficacy of these therapies. **Target audience:** Pneumologists, ear-nose-throat (ENT) specialists, general practitioners, sleep laboratory technicians.

Chairs: W. Randerath (Solingen, Germany), J. Verbraecken (Antwerp, Belgium)

- 14:45 Body fat, weight change and sleep apnoea | R. Caples (Rochester, United States of America)
- 15:15 Pharmacological treatment of obstructive sleep apnoea (OSA) consequences | L. Grote (Gothenburg, Sweden)
- 15:45 ENT and surgical procedures in snoring and sleep apnoea | A. Boudewyns (Edegem, Belgium)
- 16:15 Mandibular advancement devices | M. Marklund (Umea, Sweden)

SY Symposium: The use of inhaled mannitol for assessing airway disease

Aims: The aims of this symposium will be: 1) to discuss the effect of various bronchial provocation tests on people with asthma; 2) to identify the advantages and limitations of inhaled mannitol in children and adults; and 3) to discuss implications for everyday practice. **Target audience:** Respiratory technologists/scientists, pulmonologists, paediatricians, primary care physicians, epidemiologists.

Chairs: G. Joos (Gent, Belgium), I. Steenbruggen (Zwolle, The Netherlands)

- 14:45 Direct versus indirect airway challenges | G. Joos (Gent, Belgium)
 15:15 Using a dry powder of mannitol versus methacholine as challenge for routine practice
 H. Kerstjens (Groningen, The Netherlands)
 15:45 Inhaled mannitol as treatment for children with cystic fibrosis | A. Bush (London, United Kingdom)
 16:15 Implications for everyday practice | R. Rodríguez-Roisin (Barcelona, Spain)

SY Symposium: Is microbiological diagnosis of community-acquired pneumonia possible and useful?

Aims: The symposium will update the audience on the cost-benefit value of new microbiological and non-microbiological techniques for the diagnosis of bacterial infection in pneumonia. **Target audience:** Researchers, clinical scientists and clinicians with an interest in infection, inflammation and pathogenesis of community-acquired pneumonia.

Chairs: G. Cornaglia (Verona, Italy), W. Lim (Nottingham, United Kingdom)

- 14:45 Rapid diagnostic methods: from urinary antigens to multiplex PCR | M. Ieven (Antwerp, Belgium)
 15:15 Biomarkers of bacterial infection | M. Tamm (Basel, Switzerland)
 15:45 Invasive approaches to the aetiological diagnosis: when and why? | A. Torres (Barcelona, Spain)
 16:15 Microbiological diagnosis and clinical outcome: where are we? | S. Ewig (Bochum, Germany)

SY Symposium: Guideline development workshop summary: ATS/ERS integrating and coordinating efforts in COPD

Aims: This symposium will describe the results of an ATS/ERS conference which aimed to produce a template for international guideline development for COPD. **Target audience:** Clinicians who both manage patients with COPD and have to follow guidelines. Anyone with an interest in guideline development.

Chairs: M. Woodhead (Manchester, United Kingdom), A. Anzueto (San Antonio, United States of America)

- 14:45 Emerging challenges to the development and implementation of clinical practice guidelines – COPD as a case in point | H. Schunemann (Rome, Italy)
 15:15 Practical guideline development | R. Jaeschke (Hamilton, Canada)
 15:45 Describing what evidence and outcomes to use in guidelines | G. Viegi (Pisa, Italy)
 16:15 Disseminating and implementing guidelines | D. Cook (Hamilton, Canada)

17:15–19:15

Evening Symposia

COPD: current views on the clinical course of COPD

Organised by Boehringer Ingelheim GmbH and Pfizer Inc. – Spiriva Alliance

Maintaining asthma control: the main challenge for both patients and physicians?

Organised by GlaxoSmithKline

Taking a multi-faceted view on COPD

Organised by AstraZeneca

Phenotypes: the forefront of asthma diagnosis and treatment

Organised by Merck & Co., Inc./MSD

Acridinium bromide: a new long-acting muscarinic antagonist for COPD

Organised by Laboratorios Almirall S.A.

Mastering PAH: defined by evidence – enhanced by experience

Organised by Actelion Pharmaceuticals Ltd

From revolution to evolution in anti-IgE therapy

Organised by Novartis Pharma AG

Pulmonary hypertension: inspiring approaches to clinical challenges

Organised by Bayer Schering Pharma AG

EXACTLE: EXAcerbations and CT scans as Lung Endpoints in alpha-1-antitrypsin deficiency

Organised by Talecris Biotherapeutics GmbH

Free Communication sessions run throughout Sunday, October 5. More details will appear on www.ersnet.org/congresses from May 2008 (full listings will be available in the Final Programme).

MONDAY OCTOBER 6

08:30–10:30

YR **Paediatric year in review**

Aims: To give an update on the important literature published since the last annual congress in the field of paediatric respiratory medicine. **Target audience:** Paediatricians, respiratory nurses and allied health professionals, adult physicians with an interest in sleep, interstitial lung disease, asthma and cystic fibrosis.

Asthma

Orphan lung diseases

Sleep and non-invasive ventilation

Cystic fibrosis and other chronic pulmonary suppurative diseases

SY **Symposium: Multigenic expression analyses: a guide for diagnosis and therapy**

Aims: This symposium will give an overview of the possibilities and limitations of microarrays for the identification of therapeutic targets. **Target audience:** Clinicians and basic scientists.

Chairs: R. Bals (Marburg, Germany), R. Lucas (Augusta, United States of America)

08:30 Host–pathogen interactions at the epithelial surface | P. Hiemstra (Leiden, The Netherlands)

09:00 Investigation of the status of cystic fibrosis airway epithelial cells

C. Verhaeghe (San Francisco, United States of America)

09:30 Microarray-based analysis of ventilator-induced lung injury | M. Wurfel (Washington, United States of America)

10:00 Host gene expression profiling in pathogen–host interactions | T. Chakraborty (Giessen, Germany)

SY **Symposium: Treating cough**

Aims: The audience will learn the scientific rationale for new treatments of chronic cough. They will also receive practical advice on management strategies for patients with intractable cough which will incorporate recent developments in the pharmacological and non-pharmacological management. Clinicians will be provided with new strategies for care pathways and those involved in drug development will hear of recently discovered targets for antitussives. **Target audience:** Clinicians and scientists.

Chairs: A. Morice (Cottingham, United Kingdom), M. Belvisi (London, United Kingdom)

08:30 New developments in the neuro-pharmacology of the cough reflex

B. Canning (Baltimore, United States of America)

09:00 Sensory receptors as targets for antitussives | P. Geppetti (Florence, Italy)

09:30 Non-pharmacological treatments for cough | A. Morice (Cottingham, United Kingdom)

10:00 The clinical pharmacology of cough in man | T. Kiljander (Pikkio, Finland)

SY **Symposium: Defining COPD using the “fixed ratio” ($FEV_1/FVC < 0.70$) – pro and con**

Aims: The audience will have a better understanding of the physiological criteria of COPD. **Target audience:** Clinicians, general practitioners, nurses, respiratory technicians, health educators.

Chairs: J. Vestbo (Hvidovre, Denmark), P. Bakke (Bergen, Norway)

08:30 Implications of using the fixed ratio in diagnosing COPD in the elderly | J. Hardie (Paradis, Norway)

09:00 Distribution of respiratory symptoms by age in subjects fulfilling criteria of COPD defined by the fixed ratio

P. Enright (Tucson, United States of America)

09:30 The fixed ratio is RELEVANT for identifying COPD | K. F. Rabe (Leiden, The Netherlands)

10:00 The fixed ratio is NOT RELEVANT for identifying COPD | A. Gulsvik (Bergen, Norway)

SY **Symposium: Multidisciplinary approach in interstitial lung disease**

Aims: To update on advances in pathology and imaging and also on more or less invasive techniques in the diagnosis of interstitial lung disease (ILD). **Target audience:** Pulmonary physicians, pathologists, radiologists, thoracic surgeons.

Chairs: C. Robalo Cordeiro (Coimbra, Portugal), M. Noppen (Brussels, Belgium)

08:30 Pathology: what do we actually want to know? | V. Poletti (Forli, Italy)

09:00 Imaging: can you see it? | G. R. Ferretti (Grenoble, France)

09:30 Bronchoscopy and medical thoracoscopy: can the pneumologist get it? | P. Astoul (Marseille, France)

10:00 Do we give steroids to everybody anyhow? | A. Wells (London, United Kingdom)

SY **Symposium: Chest physiotherapy in the intensive care unit**

Aims: The aims of this symposium will be to assess the real benefits of chest physiotherapy in the acute and the perioperative setting. **Target audience:** Chest physicians, physiotherapists, nurses, intensivists, anaesthesiologists.

Chairs: J-F. Muir (Rouen, France), F. De Jongh (Enschede, The Netherlands)

08:30 The role of chest physiotherapy in the intensive care unit setting | R. Gosselink (Leuven, Belgium)

09:00 Post-operative chest physiotherapy is not useful to prevent post-operative pulmonary complications

J-F. Muir (Rouen, France)

09:30 Pre-operative chest physiotherapy is useful to prevent post-operative pulmonary complications

E. Hulzebos (Utrecht, The Netherlands)

10:00 Non-invasive ventilation (NIV) or chest physiotherapy in the perioperative setting? | P. Navalesi (Novara, Italy)

10:45–12:45

GR Thoracic oncology Grand Round – an interactive session

Four case studies will be presented and discussed by experts

SY Symposium: Update on lung transplantation 2008**Aims:** The symposium will update the audience on the latest developments in the field of lung transplantation. **Target audience:** Pulmonologists, paediatric pulmonologists, fellows and researchers interested in lung transplantation and airway diseases.**Chairs:** G. Verleden (Leuven, Belgium), A. Boehler (Zurich, Switzerland)

10:45 New referral and transplant criteria | J. J. G. Egan (Dublin, Ireland)

11:15 What can be expected from a transplant today: results from 2008

A. Fisher (Newcastle upon Tyne, United Kingdom)

11:45 Expanding the donor pools: options and results | W. Klepetko (Vienna, Austria)

12:15 Issues in paediatric lung transplantation: results and specific considerations | C. Benden (Zurich, Switzerland)

SY Symposium: Priorities for tuberculosis research in Europe: discussing the results of the Tuberculosis Network European Trials Group (TBNET)**Aims:** The aim of this symposium is to inform participants about the latest research proceedings of collaborative clinically orientated research on tuberculosis in Europe. At the end of the symposium the audience should be familiar with the latest results of ongoing and recently finished trials within the TBNET. **Target audience:** Clinicians, immunologists, microbiologists, specialist nurses and public health specialists involved in the research, care, surveillance and control of tuberculosis.**Chairs:** F. Blasi (Milan, Italy), C. Lange (Borstel, Germany)

10:45 How do guidelines for contact tracing compare in European countries? | G. Bothamley (London, United Kingdom)

11:15 Clinical outcomes of patients with drug-resistant and extensively drug-resistant tuberculosis in Europe

G. B. Migliori (Tradate, Italy)

11:45 Identification of *Mycobacterium tuberculosis* (MTB)-infection in immunocompromised hosts

M. Sester (Homburg, Germany)

12:15 Discriminating active from latent tuberculosis by *Mycobacterium tuberculosis* (MTB)-peptide specific immunoresponses

D. Goletti (Roma, Italy)

SY Symposium: “Omics” and systems biology: the promise of future disease understanding**Aims:** The aims of this symposium are to: understand what researchers mean by the term systems biology and appreciate the possibilities of this approach in understanding complex diseases. **Target audience:** Researchers, clinical scientists and clinicians with an interest in understanding the strengths of the new systems biology approach to complex diseases such as asthma and COPD.**Chairs:** G. Anderson (Melbourne, Australia), I. M. Adcock (London, United Kingdom)

10:45 An introduction to systems biology | G. Anderson (Melbourne, Australia)

11:15 A genomic approach to understanding epithelial cell function in COPD

R. Djukanovic (Southampton, United Kingdom)

11:45 Systems biology, animal models and drug discovery | P. W. Finn (La Jolla, United States of America)

12:15 Genetics, genomics and a systems approach to asthma | W. Cookson (London, United Kingdom)

SY Symposium: Impact of nursing interventions on the quality of care for COPD patients**Aims:** This symposium will give an update on: 1) the impact of the clinical pathway on the quality of care for COPD patients; 2) the risk of malnutrition in COPD patients: method of screening; and 3) the impact of education in oxygen therapy. **Target audience:** Nurses, physicians, pharmacists, occupational therapists, physiotherapists.**Chairs:** C. Lodewijckx (Leuven, Belgium), G. South (Chesterfield, United Kingdom)

10:45 Clinical pathway for acute COPD exacerbations reduces hospital stay and readmission rate

G. Celis (Leuven, Belgium)

11:15 Smoking cessation in respiratory patients: special needs and difficulties | P. Tonnesen (Gentofte, Denmark)

11:45 Screening for the risk of malnutrition in COPD patients | K. Boeykens (Sint-Niklaas, Belgium)

12:15 Promoting excellence in COPD care – through a community team approach | N. O’Kelly (United Kingdom)

13:00–14:00

MP Meet the Professor

MP7 Diagnostic approach to pleural effusions | F. Rodriguez Panadero (Sevilla, Spain)

MP8 Mechanisms of exercise intolerance in COPD, and their amelioration | D. O’Donnell (Kingston, Canada)

MP9 Home mechanical ventilation initiation | J-F. Muir (Rouen, France) to be confirmed

MP10 Allergen immunotherapy in paediatric respiratory disease | A. Dubois (Groningen, The Netherlands)

MP11 MRI for the lung: what can we see and what can’t we see? | M. Eichinger (Heidelberg, Germany)

MP12 How to organise and run a smoking cessation clinic: recipe for success | R. Polosa (San Gregorio, Italy)

14:45–16:45

GR Clinical Grand Round – an interactive session

Four case studies will be presented and discussed by experts

SY Symposium: Patient–ventilator interactions during ventilation**Aims:** This symposium will improve the recognition and the understanding of patient–ventilator interactions during noninvasive ventilation (NIV). **Target audience:** Chest physicians, intensivists, anaesthetists.**Chairs:** J-F. Muir (Rouen, France), P. Navalesi (Novara, Italy)

14:45 Ineffective efforts. Contribution of non-linear dynamics? | A. Cuvelier (Rouen, France)

15:15 Cycling off and expiratory dyssynchrony | M. Younes (Winnipeg, Canada)

15:45 Patient–ventilator asynchronies in clinical practice | S. Nava (Pavia, Italy)

16:15 How to improve patient–ventilator asynchronies | D. Georgopoulos (Heraklion, Greece)

SY Symposium: Computer aided imaging of lung parenchyma and airways**Aims:** At the end of this symposium the audience will: 1) be updated upon the state of the art of computed tomography (CT) and magnetic resonance imaging (MRI) technology; 2) be aware that MRI offers great research opportunities to study the structure and function of the lung simultaneously; and 3) be aware that micro CT and micro MRI play an increasingly important role to study animal models. **Target audience:** (Paediatric) pulmonologists, respiratory function scientists, radiologists, researchers.**Chairs:** H. Tiddens (Rotterdam, The Netherlands), W. De Wever (Leuven, Belgium)

14:45 Computed tomography (CT): state of the art in automated analysis

E. Hoffman (Iowa City, United States of America)

15:15 Magnetic resonance imaging (MRI): ventilation, diffusion, dimensions and much more

J. M. Wild (Sheffield, United Kingdom)

15:45 Magnetic resonance imaging (MRI) in cystic fibrosis, COPD and asthma | M. Eichinger (Heidelberg, Germany)

16:15 Imaging of animal models: *in vivo* we can learn more | Y. Cremillieux (Lyon, France)**SY Symposium: Malignant pleural mesothelioma: new aspects in treatment and aetiology****Aims:** Most pulmonary physicians without a special interest still regard the prognosis as dismal and practically untreatable. This symposium should at last give an update on treatment and aetiology. **Target audience:** Pulmonary physicians in general, pulmonary oncologists.**Chairs:** G. Hillerdal (Stockholm, Sweden), W. Weder (Zurich, Switzerland)

14:45 Mesothelioma – no longer a hopeless disease! | G. Hillerdal (Stockholm, Sweden)

15:15 Aetiology of mesothelioma other than mineral fibres: hereditary factors and viruses

M. Carbone (Honolulu, United States of America)

15:45 New seromarkers of mesothelioma: what do they mean in clinical practice? | B. Robinson (Perth, Australia)

16:15 The chemotherapy revolution in malignant mesothelioma: it can be treated! | T. Berghmans (Brussels, Belgium)

SY Symposium: New insights into COPD pathophysiology**Aims:** The aims of this symposium will be: 1) to improve the understanding of the physiological basis of COPD; 2) to explain the most recent concepts in COPD pathogenesis; 3) to update on new physiological methods, current concept on computed tomography evaluation of airway and parenchymal disease in COPD, and inflammatory, immunological changes associated with the disease and relevant to its pathogenesis; and 4) to explain how differences in these new physiological outcomes influence the response to treatment. **Target audience:** Clinicians, physiologists and other scientists with an interest in the assessment of COPD.**Chairs:** P. M. A. Calverley (Liverpool, United Kingdom), B. Crestani (Paris, France)

14:45 Expiratory flow limitation in COPD – when does it happen and how do you know? | R. Farré (Barcelona, Spain)

15:15 Inflammatory pathways in COPD. What do we know and potential clinical implications | M. Saetta (Padova, Italy)

15:45 Imaging the lungs in COPD – structure: function relationships updated | H. Coxson (Vancouver, Canada)

16:15 Clinical implications of the new concepts regarding COPD pathophysiology

P. M. A. Calverley (Liverpool, United Kingdom)

SY Symposium: The battle between environmental “invaders” and airway epithelial defences**Aims:** At the end of the symposium, the audience should: 1) understand the concept of airway innate immunity and the various responses that protect the host; 2) understand the general signalling pathways responsible for innate immune airway responses; 3) have knowledge of ways that neutrophils can affect the epithelium and become familiar with deleterious effects of exuberant neutrophil responses; and 4) discover differences between epithelial responses in healthy subjects and individuals with chronic airway diseases. **Target audience:** Clinicians and researchers.**Chairs:** J. Nadel (San Francisco, United States of America), S. Holgate (Southampton, United Kingdom)

14:45 Innate immunity: how epithelial cells fight against inhaled irritants | R. Bals (Marburg, Germany)

15:15 Innate immune signalling by the airway epithelium | J. Nadel (San Francisco, United States of America)

15:45 Role of neutrophils in epithelial signalling | S. Holgate (Southampton, United Kingdom)

16:15 Relevance of innate immune responses to chronic airway diseases | M. Whyte (Sheffield, United Kingdom)

17:15–19:15

Evening Symposia**COPD: How a better understanding of the underlying disease can improve patient management?***Organised by GlaxoSmithKline***Current realities and practical applications in asthma management***Organised by AstraZeneca***Update of long-term oxygen therapy***Organised by VitalAire/Air Liquide Santé International***COPD treatment: pitfalls and promises***Organised by Nycomed GmbH***Treatment of small airway diseases - today and tomorrow***Organised by JANSSEN-CILAG GmbH***Up to date + future PAH combination therapy/inhaled therapies***Organised by Lung RX***Indacaterol for COPD: a novel bronchodilator to simplify treatment and optimise life***Organised by Novartis Pharma AG***Evidence-based prescribing in hospitalised community-acquired pneumonia***Organised by Bayer Schering Pharma AG***20 years of endothelin discovery and research and what that has meant for PAH treatment***Organised by Encysive Pharmaceuticals***Why vaccinate patients with chronic respiratory conditions? Today and tomorrow's perspectives***Organised by Sanofi Pasteur and Sanofi Pasteur MSD*

Free Communication sessions run throughout Monday, October 6. More details will appear on www.ersnet.org/congresses from May 2008 (full listings will be available in the Final Programme).

TUESDAY OCTOBER 7

08:30–10:30

YR Air pollution year in review

Aims: This symposium will provide state-of-the art updates on respiratory health effects of indoor and outdoor air pollution, which have seen advances over the last year. The latest developments will be discussed, based on recent key literature, by experts. **Target audience:** Respiratory medicine specialists, public health specialists, paediatricians, toxicologists, basic scientists.

Epithelium dysfunction in air-pollution related asthma

Short-term effect of air pollutants in Europe. The APHEA project

Air pollution and development of asthma, allergy and infections in a birth cohort

Particulate matter and lung function decline

Respiratory effects of exposure to diesel traffic. The London experience

SY Symposium: Pulmonary hypertension in connective tissue diseases

Aims: The aims of this symposium will be: 1) to understand cellular and molecular changes involved in pulmonary arterial hypertension (PAH) related to connective tissue diseases (CTD); 2) to understand cardio-pulmonary interaction in CTD-related PAH; and 3) to assess novel targeted therapies for this syndrome. **Target audience:** Clinicians, immunologists, cellular and molecular scientists, physiologists.

Chairs: P. Hassoun (Baltimore, United States of America), M. Humbert (Clamart, France)

08:30 Inflammatory pathways leading to pulmonary arterial hypertension in connective tissue diseases
M. Humbert (Clamart, France)

09:00 Right ventricular and pulmonary vascular interaction in pulmonary arterial hypertension
A. Vonk Noordegraaf (Amsterdam, The Netherlands)

09:30 Stimulatory autoantibodies to the platelet-derived growth factor (PDGF) receptor in scleroderma
A. Gabrielli (Ancona, Italy)

10:00 Molecular determinants of cardiac and pulmonary vascular remodeling in scleroderma-related pulmonary hypertension | P. Hassoun (Baltimore, United States of America)

SY Symposium: Exacerbations of chronic respiratory disease – state of the art

Aims: At the end of this symposium the audience will be familiar with the concept of exacerbation of three common chronic respiratory conditions, asthma, COPD and cystic fibrosis. **Target audience:** (Paediatric) pulmonologists, researchers involved in clinical trials, study coordinators.

Chairs: F. Ratjen (Toronto, Canada), N. Jarad (Bristol, United Kingdom)

- 08:30 Exacerbation of COPD – state of the art | N. Siafakas (Heraklion, Greece)
 09:00 Exacerbation of asthma – state of the art | J. C. De Jongste (Rotterdam, The Netherlands)
 09:30 Exacerbation of pulmonary fibrosis – state of the art | R. M. du Bois (London, United Kingdom)
 10:00 The concept of cystic fibrosis pulmonary exacerbation in clinical medicine and as a trial end-point – state of the art | M. Rosenfeld (Seattle, United States of America)

SY Symposium: Management of solitary pulmonary nodules

Aims: In this symposium the audience will have an overview about the available techniques, based on the published literature and the ongoing clinical trials. **Target audience:** Pulmonologists, surgeons, fellows.

Chairs: C. Marquette (Nice, France), E. Quoix (Strasbourg, France)

- 08:30 Imaging techniques | W. De Wever (Leuven, Belgium)
 09:00 Endoscopic techniques | F. Herth (Heidelberg, Germany)
 09:30 Transthoracic techniques, including ultrasound guided aspiration | G. Mostbeck (Vienna, Austria)
 10:00 Surgical techniques | G. Massard (Strasbourg, France)

SY Symposium: Integrated multidisciplinary care of COPD

Aims: The aims of this symposium will be to provide the best practice examples from a patient perspective, with emphasis on different roles of healthcare providers, increasing awareness of necessity of integrated care and focus on multidisciplinary approach.

Target audience: Clinicians, general practitioners, nurses, physiotherapists.

Chairs: M. Fletcher (Warwick, United Kingdom), F. De Jongh (Enschede, The Netherlands)

- 08:30 Rehabilitation in primary care: can we do it? | N. Chavannes (Rotterdam, The Netherlands)
 09:00 The central role nurses can play in COPD patient care | M. Fletcher (Warwick, United Kingdom)
 09:30 The crucial role physiotherapists can play in COPD patient care | J. Bott (Chertsey, United Kingdom)
 10:00 Rehabilitation and the role of secondary care | M. Carone (Veruno, Italy)

10:45–12:45

GR Radiology Grand Round – an interactive session

Four case studies will be presented and discussed by experts

SY Symposium: Tissue plasticity: balancing between emphysema and fibrosis

Aims: This symposium integrates novel aspects of the (patho)biology of profibrotic growth factors in lung injury, regeneration, and repair. Recent investigations have demonstrated that plasticity and reversible transformation is an important cellular phenomenon in lung injury, i.e. progenitor cell recruitment and differentiation, or epithelial to mesenchymal transformation (EMT) in vascular and interstitial lung diseases. **Target audience:** Clinicians, surgeons, physician scientists, scientists.

Chairs: H. Wirtz (Leipzig, Germany), B. Crestani (Paris, France)

- 10:45 Tissue plasticity in the developing lung | M. Post (Toronto, Canada)
 11:09 Alveolar epithelial cell plasticity: role of EMT in pulmonary fibrosis
 Z. Borok (Los Angeles, United States of America)
 11:33 Platelet-derived growth factor (PDGF): an essential contributor in lung fibrosis | P. Huber (Heidelberg, Germany)
 11:57 Oxidative stress and pulmonary inflammation: putting reactive oxygen species into fibrogenesis
 E. Morcillo (Valencia, Spain)
 12:21 Emphysema and fibrosis – roads of no return? | O. Eickelberg (Giessen, Germany)

SY Symposium: High-risk patients for major lung cancer surgery

Aims: At the end of the session, the expected benefit for the audience is as follows: 1) to get insight into technological innovations that enable high-quality assessment of the overall perioperative risk (split lung function tests, effort studies, novelties related to the value of diffusion parameters); 2) to become familiar with currently available perioperative monitoring and pain management; 3) to find out how to balance the risks of multimodality treatment with the benefits of improved survival and quality of life. The risks of chemotherapy, radiotherapy and complications of surgery following neoadjuvant therapy will be particularly highlighted; and 4) to receive updated information about new possibilities and indications for mechanical ventilation for respiratory failure post-thoracotomy. **Target audience:** Pulmonary physicians, thoracic oncologists, thoracic surgeons.

Chairs: E. Quoix (Strasbourg, France), D. Subotic (Belgrade, Serbia)

- 10:45 Preparation of high-risk patients for major lung cancer surgery | C. Bolliger (Tygerberg, South Africa)
 11:15 Multimodality lung cancer therapy – nonsurgical complications | J. Vansteenkiste (Leuven, Belgium)
 11:45 Multimodality lung cancer therapy – surgical complications | G. Stamatis (Essen, Germany)
 12:15 Mechanical ventilation for post-operative respiratory failure | J. Masa (Caceres, Spain)

SY Symposium: Tracheostomy in critically ill patients

Aims: At the end of the symposium, participants will be able to improve their knowledge on the management of tracheostomy in critically ill patients. **Target audience:** Pneumologists, intensivists, emergency medicine doctors, nurses, respiratory therapists.

Chairs: P. Pelosi (Milan, Italy), B. Schoenhofer (Hanover, Germany)

- 10:45 Why tracheostomy in critically ill patients? | P. Pelosi (Milan, Italy)
 11:15 When tracheostomy in critically ill patients? | C. Byhahn (Frankfurt, Germany)
 11:45 Which tracheostomy in critically ill patients? | M. Quintel (Göttingen, Germany)
 12:15 Tracheostomy: long-term management | P. Ceriana (Pavia, Italy)

SY Symposium: New insights in tuberculosis control

Aims: The aim of this symposium is to update participants on the new elements of the stop tuberculosis (TB) strategy, including facts and challenges of global TB control, management of extensive drug-resistant (XDR)-TB and perspectives on the development of new drugs and diagnostics. **Target audience:** Clinicians, microbiologists, specialist nurses and public health workers involved in tuberculosis care and control.

Chairs: G. B. Migliori (Tradate, Italy), R. Loddenkemper (Berlin, Germany)

- 10:45 Global TB control: facts and challenges | M. C. Raviglione (Geneva, Switzerland)
 11:15 XDR-TB: situation and management | M. Rich (Boston, United States of America)
 11:45 Facts and perspectives in the development of new anti-TB drugs | B. Laughan (Bethesda, United States of America)
 12:15 Facts and perspectives in the development of new diagnostics | R. O'Brien (Geneva, Switzerland)

13:00–14:00

MP Meet the Professor

- MP13 Poor performance status patient in advanced lung cancer: to treat or not to treat?
 R. M. Huber (Munich, Germany)
 MP14 The approach to antibiotic treatment in community-acquired pneumonia
 J. Ramirez (Louisville, United States of America)
 MP15 Pharmacology of cough | A. Morice (Cottingham, United Kingdom)
 MP16 Failures and successes in lung transplantation: cases and controversies
 G. Massard (Strasbourg, France), A. Boehler (Zurich, Switzerland)
 MP17 Is telemedicine in your future? (jointly organised with ACCP) | J. Mathers (United States of America)
 MP18 Patient simulation: a valuable adjunct to training chest physicians (jointly organised with ACCP)
 A. Thomas (Washington, United States of America)

14:45–16:45

YR Physiological year in review

Aims: To provide new concepts and biological or physiological findings applied at integrative level and thus allowing a better understanding of respiratory diseases mechanisms. **Target audience:** Clinicians, clinical researchers, research fellows.

High altitude: from physiology to pathophysiology

Neural control of breathing: insights from genetic mouse models

Angiogenesis in lung development, injury and repair: implications for chronic lung disease of prematurity

Obesity and asthma: lessons from animal models

GR Paediatric Grand Round – an interactive session

Four case studies will be presented and discussed by experts

SY Symposium: Physical activity and pulmonary rehabilitation not two of a kind

Aims: The symposium aims at highlighting the possibilities and shortcomings of presently available activity monitors or other instruments to assess activities of daily living (including proxy measures such as functional exercise tests). Furthermore the complexity of physical activity as a behaviour will be illustrated and avenues to enhance physical activities will be discussed. **Target audience:** Clinicians, allied healthcare professionals including respiratory physiotherapists. Researchers designing and conducting studies including activity monitoring as an outcome measure.

Chairs: R. Gosselink (Leuven, Belgium), E. Cline (Modena, Italy)

- 14:45 Activity monitoring, state of the art in 2008 | F. Pitta (Londrina, Brazil)
 15:15 Rehabilitation to enhance physical activities | T. Troosters (Leuven, Belgium)
 15:45 Behavioural interventions to enhance physical activities, models in different chronic diseases
 P. De Feo (Perugia, Italy)
 16:15 Ambulatory oxygen to improve physical activities in COPD
 R. Casaburi (Rancho Palos Verdes, United States of America)

SY Symposium: Interventional pneumology – what went wrong and what was never published

Aims: In this symposium, based on their own experience, the speakers will describe the possible complications and their handling of them. **Target audience:** Pulmonologists, surgeons, fellows.

Chairs: F. Herth (Heidelberg, Germany), J. Janssen (Nijmegen, The Netherlands)

- 14:45 Hot techniques | C. Marquette (Nice, France)
 15:15 Stenting | L. Freitag (Hemer, Germany)
 15:45 Early cancer detection | K. Haeussinger (Gauting, Germany)
 16:15 Medical thoracoscopy | J. Janssen (Nijmegen, The Netherlands)

SY Symposium: Biomarkers in COPD – application in clinical and epidemiological studies

Aims: The symposium will give a better understanding of the possibilities and limitations of applying biomarkers of COPD in the clinical and epidemiological setting. **Target audience:** Clinicians, general practitioners, researchers in epidemiology and basic science.

Chairs: P. Bakke (Bergen, Norway), R. Bals (Marburg, Germany)

14:45 What requirements should a biomarker meet to be used in the clinical and epidemiological setting
J. Vestbo (Hvidovre, Denmark)

15:15 Clinical application of induced sputum | C. Brightling (Leicester, United Kingdom)

15:45 Proteomics in COPD – current role | B. R. Celli (Boston, United States of America)

16:15 Biomarkers of host-pathogen interactions at the airway mucosa – applicability in clinical and research settings
P. Hiemstra (Leiden, The Netherlands)

SY Symposium: Community-acquired pneumonia and COPD: what do we know?

Aims: This symposium will describe the interaction and impact of COPD and community-acquired pneumonia (CAP). **Target audience:** Clinicians who manage patients with COPD and CAP. Anyone interested in patient management of these conditions.

Chairs: A. Torres (Barcelona, Spain), B. Balbi (Veruno, Italy)

14:45 Community-acquired pneumonia: impact of COPD | A. Anzueto (San Antonio, United States of America)

15:15 COPD: what is the frequency and impact of community-acquired pneumonia?
M. Woodhead (Manchester, United Kingdom)

15:45 Is COPD pharmacotherapy associated with increased incidence of community-acquired pneumonia?
T. Welte (Hanover, Germany)

16:15 So... what is the meaning of all these issues to my practice? | A. Torres (Barcelona, Spain)

17:15–19:15

Evening Symposia

Nocturnal allergen avoidance with CLA treatment – a novel approach for perennial allergic asthma

Organised by Airsonett AB

Improving outcomes: developing an assessment tool for COPD patients

Organised by GlaxoSmithKline

Moving forward in PAH

Organised by GlaxoSmithKline

Addressing and targeting airway inflammation and hyperresponsiveness to achieve optimal asthma control

Organised by Nycomed GmbH

Improving pulmonary distribution of combination therapy: implications for asthma treatment

Organised by Chiesi Farmaceutici SPA

Improved diagnosis and clinical decision making by integrating information from new biomarkers

Organised by Brahms Aktiengesellschaft

Thoracic tumours: from current strategy to new treatment

Organised by Lilly Oncology

Free Communication sessions run throughout Tuesday, October 7. More details will appear on www.ersnet.org/congresses from May 2008 (full listings will be available in the Final Programme).

WEDNESDAY OCTOBER 8

08:30–10:30

GR Interventional pulmonology Grand Round – an interactive session

Four case studies will be presented and discussed by experts

SY Symposium: Smoking-related lung disease: from emphysema to pulmonary fibrosis

Aims: This comprehensive symposium will present the latest information on the pathology, imaging, and clinical features of emphysema and smoking-induced interstitial lung disease and the interface between entities, including the novel findings from basic science, imaging, and medical treatment. **Target audience:** Clinicians, physicians, surgeons, radiologists, including those in training.

Chairs: P. M. A. Calverley (Liverpool, United Kingdom), V. Cottin (Lyon, France)

08:30 Pathology of smoking-related lung disease: an overview | W. Travis (New York, United States of America)

09:00 Emphysema: various clinical radiological phenotypes | M. Luisetti (Pavia, Italy)

09:30 Combined pulmonary fibrosis and emphysema, a clinical radiological entity | V. Cottin (Lyon, France)

10:00 Can we reconcile the pathogenesis of various smoking-induced lung disorders? | G. Lungarella (Siena, Italy)

SY Symposium: Diagnosis and management of chronic pulmonary aspiration in children

Aims: During this symposium the audience will learn about: 1) clinical manifestations of chronic pulmonary aspiration in children; 2) diagnostic tests to study gastro-oesophageal reflux and swallowing dysfunction; and 3) therapeutic approaches for children with chronic pulmonary aspiration. **Target audience:** Paediatric pulmonologists and paediatric surgeons.

Chairs: A. Barbato (Padova, Italy), A. Colin (Miami, United States of America)

- 08:30 Diagnostic procedures to study gastro-oesophageal reflux and swallowing dysfunction in children, from the gastroenterologist standpoint | Y. Vandenplas (Brussels, Belgium)
- 09:00 Diagnostic procedures to study chronic pulmonary aspiration in children, from the pulmonologist standpoint | F. Midulla (Rome, Italy)
- 09:30 Clinical manifestations of chronic pulmonary aspiration in children | K. Priftis (Kifisia, Greece)
- 10:00 Treatment of pulmonary aspiration from gastro-oesophageal reflux and from swallowing dysfunction in children | J. Anton-Pacheo (Madrid, Spain)

SY Symposium: Epigenetic modifications in lung disease

Aims: The aims of this symposium will be to inform the audience of emerging concepts regarding alterations to gene expression in lung disease. **Target audience:** Clinicians, clinician-scientists and basic research scientists.

Chairs: C. Taggart (Belfast, United Kingdom), I. M. Adcock (London, United Kingdom)

- 08:30 Predicting gene promoter methylation in non-small cell lung cancer by evaluating sputum and serum | S. Belinsky (Albuquerque, United States of America)
- 09:00 Moraxella infection and histone deacetylase activity | H. Slevogt (Berlin, Germany)
- 09:30 The effect of smoking on acetylation and deacetylation activity in COPD | W. MacNee (Edinburgh, United Kingdom)
- 10:00 Decreased histone deacetylase activity in COPD | I. M. Adcock (London, United Kingdom)

SY Symposium: The thoracic surgeon facing infection

Aims: This symposium will describe the indications and results of surgery in particular situations such as empyema, fungal disease, hydatid cyst and multidrug resistant tuberculosis. **Target audience:** Thoracic surgeons and pulmonary physicians involved with infectious diseases, in particular colleagues from Eastern Europe and the Mediterranean.

Chairs: M. Perelman (Moscow, Russian Federation), S. Elia (Rome, Italy)

- 08:30 The infected pleural space | H. Ris (Lausanne, Switzerland)
- 09:00 Fungal infections of pleura and lung | E. Canalis (Barcelona, Spain)
- 09:30 Management of pulmonary hydatid cysts | D. Petrov (Sofia, Bulgaria)
- 10:00 Multidrug resistant tuberculosis | C. Paleru (Bucharest, Romania)

10:45–12:45

YR Clinical year in review

Aims: To give an overview on the clinical evidence-based problems involving the respiratory system in different clinical conditions. **Target audience:** Clinicians, pulmonologists and the allied health professionals interested in the management of their respiratory patients.

New concepts in diffuse interstitial lung diseases

Interventional approaches to emphysema, pleural and bronchial tumours

Imaging in respiratory disorders: what's new?

COPD

SY Symposium: When teenagers start jobs: what does the clinician need to know?

Aims: Asthma is the most common occupational respiratory disease that may already affect teenagers during their apprenticeship. Suppurative and neuromuscular diseases are nowadays able to bring children into the working force, with new challenges to the respiratory physician coaching these adolescents. The symposium will help the clinician as well as the epidemiologist to get an overview of the recent findings on occupational allergy asthma, neuromuscular and suppurative diseases in teenagers. From this s/he will be able to better advise his/her patients with respect to job selection and intervention strategies. **Target audience:** Clinicians (general and paediatrics), epidemiologist, occupational physicians.

Chairs: F. Kauffmann (Villejuif, France), K. Radon (Munich, Germany)

- 10:45 Do they know that their future job might affect their airways? | K. Radon (Munich, Germany)
- 11:15 Start a farming career to lose your allergy? | T. Sigsgaard (Aarhus, Denmark)
- 11:45 The young adult with neuromuscular disorders | B. Fauroux (Paris, France)
- 12:15 Chronic bronchial sepsis: transition issues, job opportunities? | C. Hogg (London, United Kingdom)

SY Symposium: Legionella infection: from outbreak to prevention

Aims: The aims of this symposium will be to become familiar with new developments in diagnostic techniques and treatment considering Legionella infections. **Target audience:** Respiratory physicians, training and research fellows, internists, microbiologists, epidemiologists.

Chairs: W. Boersma (Alkmaar, The Netherlands), J. Macfarlane (Nottingham, United Kingdom)

- 10:45 Epidemiology of Legionella infections | J. Den Boer (Haarlem, The Netherlands)
- 11:15 Old and new diagnostic techniques in Legionella pneumonia | H. Goossens (Edegem, Belgium)

11:45 **Legionella pneumonia: clinical presentation and treatment** | V. Yu (Pittsburgh, United States of America)

12:15 **Prevention of Legionella contamination and experience of different disinfection modalities**
P. Hartemann (Vandoeuvre, France)

SY Symposium: Future management of pulmonary arterial hypertension

Aims: The aims of this symposium are to provide the most recent information on medical and surgical strategies in pulmonary vascular medicine including use of combination therapy, early detection and treatment of pulmonary arterial hypertension, anti-remodelling strategies and interventional and surgical treatments. **Target audience:** Clinicians, surgeons, transplantation specialists, allied respiratory professionals.

Chairs: M. Humbert (Clamart, France), O. C. Burghuber (Vienna, Austria)

10:45 **Combination therapy** | M. M. Hoeper (Hanover, Germany)

11:15 **Early detection and treatment** | G. Simonneau (Clamart, France)

11:45 **Tyrosine kinase inhibition** | H. Ghofrani (Giessen, Germany)

12:15 **The pivotal role of nurses in educating patients with pulmonary hypertension**
W. Gin-Sing (London, United Kingdom)

SY Symposium: Smokers with asthma *versus* COPD: differences and similarities

Aims: The aims of this symposium will be to: compare and contrast the influence of cigarette smoke on clinical features of airway disease, airway inflammation and response to therapy in asthma and COPD; and review developments in new therapies for smokers with asthma and COPD. **Target audience:** Respiratory physicians, clinical scientists, laboratory scientists.

Chairs: N. Thomson (Glasgow, United Kingdom), M. Cazzola (Rome, Italy)

10:45 **Clinical outcomes in smokers with asthma compared to COPD** | N. Thomson (Glasgow, United Kingdom)

11:15 **From the first cigarette to asthma and COPD: from cell *via* animal to man?**
D. S. Postma (Groningen, The Netherlands)

11:45 **Airway pathology in COPD compared to that in smokers with asthma** | L. P. Boulet (Quebec, Canada)

12:15 **Restoring corticosteroid sensitivity in COPD and smokers with asthma** | P. J. Barnes (London, United Kingdom)

SY Symposium: The new staging system for lung cancer

Aims: This symposium will present the relevant data from the IASLC staging project and the rationale for the new lung cancer staging system. **Target audience:** Clinicians and respiratory physicians, endoscopists, radiologists, surgeons, pathologists and scientists interested in thoracic oncology.

Chairs: P. Van Schil (Antwerp, Belgium), M. Muers (Leeds, United Kingdom)

10:45 **The T descriptor** | R. Rami Porta (Barcelona, Spain)

11:15 **The M descriptor** | P. E. Postmus (Amsterdam, The Netherlands)

11:45 **The stage grouping** | P. Goldstraw (London, United Kingdom)

12:15 **The prognostic factors** | J-P. Sculier (Brussels, Belgium)

Free Communication sessions run throughout the morning of Wednesday, October 8. More details will appear on www.ersnet.org/congresses from May 2008 (full listings will be available in the Final Programme).



— Allied Respiratory Professionals 2-day package

For the fourth year in a row, the ERS will be offering a special Congress package for Allied Respiratory Professionals, such as nurses, physiotherapists and technicians, with the aim of making them aware of cutting-edge techniques in respiratory medicine. The package will include:

- Registration for Saturday, October 4 and Sunday, October 5, 2008.
- Entrance to two Postgraduate (PG) Courses on Saturday.
- Symposia and Free Communication sessions on Sunday. The Allied Respiratory Professionals 2-day package is available for an attractive registration price starting at € 210.

Programme Saturday, October 4

09:00–17:30

Two PG Courses from among the 22 on offer.

See pages 8 and 9 for full details.

Suggested courses

- PG7 ABC of domiciliary ventilation
- PG10 Getting it right: planning, realising, analysing and publishing research projects
- PG16 Basic principles of cardiopulmonary exercise testing and interpretation
- PG19 Ventilatory management and cough enhancement in patients with neuromuscular disease

17:45

Opening ceremony

Sunday, October 5

Access to all Symposia and Free Communication sessions: Oral Presentations, E-communications and Thematic Posters. Programmes are subject to change.

Suggested track

08:30–10:30

Symposium: The use of field exercise tests in clinical services

Aims: The aims of this symposium will be: to introduce the key field exercise tests, incremental shuttle walk test (ISWT), 6 minute walking distance (6MWD), and endurance shuttle walk test (EWT); to outline the role of this field exercise testing in modern respiratory assessment; and to outline the advantages and limitations of ISWT, EWT, 6MWD tests.

Faculty: B. G. Cooper, S. Ward, S. Singh, S. Jenkins, H. Magnussen

08:30 Introduction to field exercise testing

09:00 The role of field exercise testing

09:30 Results and interpretation of field exercise tests

10:00 Exercise training and exercise capacity

10:45–12:45

Symposium: Models of pulmonary rehabilitation in non-COPD patients

Aims: This symposium will give an overview of current results following application of rehabilitation programmes in non-COPD patients, in order to widen the current evidence-based referral.

Faculty: N. Ambrosino, T. Troosters, M. Emtner, S. Singh, M. Spruit, G. Biscione

10:45 Effectiveness of rehabilitation in patients with asthma

11:15 Is the pulmonary rehabilitation model applicable to chronic heart failure patients?

11:45 Who is the best candidate for rehabilitation among patients with restrictive disease?

12:15 Early rehabilitation after lung resection

14:45–16:45

Symposium: The use of inhaled mannitol for assessing airway disease

Aims: The aims of this symposium will be: to discuss the effect of various bronchial provocation tests on people with asthma; to identify the advantages and limitations due to inhaled mannitol in children and adults; and to discuss implications for everyday practice.

Faculty: G. Joos, I. Steenbruggen, H. Kerstjens, A. Bush, R. Rodríguez-Roisin

14:45 Direct versus indirect airway challenges

15:15 Using a dry powder of mannitol versus methacholine as challenge for routine practice

15:45 Inhaled mannitol as treatment for children with cystic fibrosis

16:15 Implications for everyday practice

17:15–19:15

Evening Symposia



— Free Communication sessions

Abstracts

In total, a record 5,325 abstracts have been submitted for the ERS Berlin 2008 Congress, of which more than 4,200 have been accepted for Oral Presentations, Thematic Poster sessions and E-communications. The authors of abstracts accepted for Free Communication sessions are responsible for the spelling and syntax of their abstracts. All selected abstracts will be published in the official Abstract Book, which is a supplement to the *European Respiratory Journal*. The traditional Abstract Book is no longer available. Abstracts will be available in full on the ERS website (www.ersnet.org) from September 26, 2008.

Oral Presentations

Abstracts accepted for Oral Presentation sessions will be presented from Sunday to Wednesday during the Scientific Programme. There will be three Oral Presentation sessions per day, from Sunday, October 5 to Tuesday, October 7 and two on Wednesday morning, October 8. Oral Presentation sessions consist of eight PowerPoint presentations of 10 minutes, each followed by five minutes of discussion.

Thematic Posters

From Sunday to Tuesday, posters accepted for Thematic Poster sessions will be presented, for one day each, in Hall 6.2 of Messe Berlin. Posters should be set up between 08:30 and 09:30 and should be removed by 17:00. Posters not removed by the author at the end of the day will be removed by staff and may be thrown away. Poster boards will be 1.90 m wide x 1.00 m high. There will be a help desk in the Thematic Poster area, which will be able to provide display materials and information.

E-communication sessions

E-communication sessions were introduced successfully at the ERS 2006 Munich Congress and they will feature again this year in Berlin as a flexible alternative to paper posters.

All abstracts accepted for E-communication sessions will be presented in an electronic format. Web pages including the data to be presented (video files, animations, text and pictures) will be prepared and uploaded by the authors in advance of the Congress. The electronic presentations will be displayed on terminals around the room, and will be manned by the authors for the first hour of the session. During the second hour, the chairs will lead a general discussion of specific issues related to the session.

Sessions will run from Sunday, October 5 to the morning of Wednesday, October 8. Authors should arrive at the session venue 15 minutes before the session is due to begin in order to ensure that their poster is correctly displayed on the allocated computer. Authors do not need to bring hard copies of their posters.

Electronic Poster Area

 **Almirall** (sponsored by Laboratorios Almirall S.A.)

The Electronic Poster Area provides an electronic platform for all Free Communication sessions. In addition to their assigned type of presentation, all authors of an accepted abstract will be encouraged to create an electronic version of their work before the Congress. These will be available on site throughout the congress from the workstations available in the Electronic Poster Area.

Delegates, authors and chairs will be able to communicate and post comments on the data presented during the congress via a chat forum during and after the congress.

Further information

Like Thematic Posters, E-communications are not regarded as publications. They are a medium for presenting work during a live event. They are not considered a pre-publication, nor are they reviewed or citable. Electronic data cannot be copied or downloaded from the system. With the acceptance of the authors, the data will be made available online after the Congress. The copyright remains with the author.

— Abstract Book: our environmental responsibility

The abstracts presented by participants at the ERS Annual Congress are a major element of the Scientific Programme. However, there has been growing concern that a printed Abstract Book is no longer appropriate. Every year, the book increases in size and weight, and it has been estimated that to print a book of 870 pages for each of Congress' 17,000 participants would take 7,395,000 A4 sheets. The production of these 35.7 tons of paper uses 606 trees, 1 million litres of water and the equivalent of 124



barrels of oil in energy (www.conservatree.com); and a large proportion of the books would end up as waste.

As a result, the ERS feels the traditional Abstract Book is no longer appropriate, and the decision has been taken to provide all abstracts in electronic format only. As an alternative, delegates can obtain the Abstract Book on CD-ROM, or make use of the on site Abstract Print Zone.

Abstract Book on CD-ROM



NOVARTIS

(sponsored by Novartis
Pharma AG)

The ERS, with the support of Novartis Pharma AG, is offering an abstract compilation on CD-ROM. Participants may collect one copy of the CD-ROM from the Novartis Pharma AG exhibition stand, free of charge, in exchange for a voucher in their Congress bag. The CD-ROMs will be distributed on a "first come, first served" basis. Copies will also be sent to *European Respiratory Journal* subscribers after the Congress.

— Abstract Print Zone



(sponsored by Nonin Medical, Inc.)

The Abstract Print Zone gives participants free access to PCs in designated areas, allowing them to search for and print PDFs of relevant abstracts in exactly the same format as presented in the official Abstract Book. Each PC will be equipped with its own printer for convenient service, and staff will be on hand to assist if necessary.

Access to the electronic abstracts is made easy by the use of advanced search tools, which allows participants to look up abstracts in three different ways:

By day and session. If you have identified a session you are interested in, you can select the day and session number (or title) directly.

By Scientific Assembly or Group. Sessions are organised by the ERS Scientific Assemblies and Groups, enabling you to access abstracts from the Free Communication sessions organised by your preferred Group or Assembly.

By topic. Sessions have been grouped thematically to include all those that may be related to a specific topic (e.g. asthma, COPD, lung cancer).

All the abstracts will also be made available one week prior to the Congress on the ERS website (www.ersnet.org), again in PDF format. These can be downloaded and/or printed.

— Prepare your Congress online

The best way to make the most of the Congress is to come prepared. In order to help participants do this, a planning tool will be available on the ERS website (www.ersnet.org). ERS members attending Congress will automatically have access to this feature, while non-members will have to register. Participants will be able to browse the Congress programme online, by day or session, and to search *via* topic or speaker.

After logging in or registering, participants can begin to create their Personal Itinerary. ERS members taking part in sessions as speakers or chairs will see that their itinerary automatically features these sessions.

Sessions can be added to a Personal Itinerary simply by clicking on the "itinerary" icon for that session while browsing the session; further information on a session can be accessed by clicking on the session title. Once the itinerary is complete, it can be downloaded and printed in Microsoft Word format.

Of course, once created, your Personal Itinerary is not fixed: it can be modified and saved time and again up until the beginning of Congress.



— New this year HERMES European examination in adult respiratory medicine

The ERS is pleased to announce that the inaugural Examination for the European Diploma in Respiratory Medicine will be held on the afternoon of Saturday, October 4, 2008 in Berlin, within the framework of the ERS 2008 Congress.

The European examination is the latest accomplishment of the HERMES project (Harmonised Education in Respiratory Medicine for European Specialists). This project was launched in 2005 by the ERS School and is based on the principle that respiratory specialists should possess the same core skills and abilities, irrespective of where in Europe they have trained. The entire HERMES project, including the forthcoming examination, offers proof of the commitment of the ERS to achieving the highest possible standards of practice in respiratory medicine and to harmonising training across Europe, for the benefit not only of patients but of the whole healthcare system.

In phase I, the HERMES project allowed for the development and publication of the first European consensus-based syllabus in respiratory medicine. In phase II, more comprehensive curriculum recommendations are being finalised, incorporating useful advice with regard to training structure as well as teaching and assessment methods. In parallel, phase III has been dedicated to the development of a European examination; one of the assessment methods recommended by the HERMES Task Force in its curriculum recommendations.

Details on the examination

The examination is knowledge-based and will be run in the form of a paper-based multiple-choice questionnaire in English. The blueprint for the content of this examination is the consensus-based European syllabus, available in 24 languages at <http://hermes.ersnet.org>

The selected format for the first examination has two dimensions: 1) **Respiratory diseases**, composed of 10 categories; and 2) **Actions of the doctor**.

In accordance with the EU principle of subsidiarity, this examination has no legal standing, since only national authorities can grant doctors the right to practice. The examination is therefore reserved to registered medical practitioners who have already obtained their national accreditation (or equivalent) to practice as a specialist in adult respiratory medicine. Furthermore, the examination is open to ERS members only. Further details on the examination guidelines and on registration are available at <http://hermes.ersnet.org>

Reasons for sitting the examination

There are many reasons why such a European examination can be of interest to any qualified respiratory physician:

- **Proof of excellence:** the ERS European Diploma in Respiratory Medicine will allow any successful candidate to show both their patients and colleagues their commitment to high-quality life-long learning.
- **Mobility:** the ERS European Diploma in Respiratory Medicine, even if not legally recognised by national health authorities, will certainly be known and recognised throughout the profession, thus making moving and working in other countries easier.
- **Self-assessment:** the ERS European examination represents a perfect opportunity to test one's knowledge with respect to what is regarded as the current European gold standard.



Further information about HERMES

Details of activities undertaken by HERMES can be found at <http://hermes.ersnet.org> or requested via e-mail to hermes@ersnet.org

— The European Board for Accreditation in Pneumology



EBAP has recently been reconstituted and will now operate under the supervision of a Management Council composed of four members nominated by the Forum of European Respiratory Societies (FERS) and three members nominated by the ERS.

In addition, EBAP can count on the dedication and expertise of external reviewers from different European countries and who are specialised in different branches of pneumology. This is to ensure the quality and fairness of the reviewing process.



President: R.D. Stevenson

EBAP's main activity is to ensure the quality of international Continuing Medical Education (CME) activities in pneumology. It also facilitates and stimulates individual physicians to take part in CME activities.

EBAP accredits international meetings initiated and organised by medical/respiratory societies, universities and other groups. It also accredits distance learning activities and CME articles. At least two international experts assess and review every CME programme submitted for accreditation.

As before, EBAP will liaise with the European Union of Medical Specialists (UEMS) and the European Accreditation Council for Continuing Medical Education (EACCME), in providing accreditation for CME events and other educational packages.



Benefits of EBAP accreditation

For physicians:

- The prospect of gaining internationally recognised CME credits.
- The knowledge that a CME programme has been carefully assessed using international criteria.

For CME providers:

- Internationally recognised accreditation publicly ensures high standards.
- Quality control by international experts.
- The event will be advertised by EBAP via its website and exhibition stands (for instance at the ERS Congress) and in the *European Respiratory Journal* and *Breathe*.

How to apply for EBAP accreditation

Applications should be submitted via the EBAP website (www.ebap.org). All the information and documents required are available through the website.

— CME accreditation

CME credits

The European Respiratory Society 2008 Congress is accredited by EBAP.

Designation statement

The ERS designates the ERS Berlin 2008 Congress as a CME activity for a maximum of 27 European hours of credit. EBAP/EACCME credits can be exchanged for their national equivalent by contacting your national CME authority. EACCME credits are recognised throughout Europe and in North America. Italian delegates can claim 27 credits from their national authority. A record of your CME credit status will also be kept for future reference.



— Spirometry event for Berliners during the Congress

In their ongoing efforts to raise the public profile of lung disease, the ERS and the European Lung Foundation (ELF) will, once again, be testing the public's lungs in the host city of the ERS Annual Congress. Since 2002, the ELF and the ERS have been staging an annual lung function testing event, focused on COPD, to coincide with the Congress.

In 2007, in Stockholm, well over 2,000 members of the public attended the event, which was held over two days in the main railway station. The idea of free public lung testing caught the imagination of the Swedish media, which provided widespread TV, radio and press coverage, all of which helped the ERS and ELF achieve their aim: reaching the public.

This year's event promises to be even bigger. Held on **October 2–4**, and coinciding with Germany's Unity Day

celebrations, a site has been earmarked close to the famous **Brandenburg Gate**, right at the hub of the Unity Day events.

As ever, members of the public will be invited to have their lung function tested by local medical personnel who have volunteered to staff the event. We hope to test more people than ever before, using a large number of spirometers housed in individual cabins. A team of doctors will be on hand to provide advice on lung health and to assist anyone with questions about the results of their tests. Anyone whose test results provide cause for concern will be given a letter to pass to their doctor.

The ERS and ELF will be conducting a high-profile public relations campaign to make sure as many people as possible hear the message about lung health and, if they are able to, come and have their lungs tested.

Essential financial backing for the event will once again be provided by Boehringer Ingelheim GmbH, with spirometers provided by ndd. Members of local organisations will also be taking part, and will provide information and advice to the public.



EUROPEAN
LUNG FOUNDATION

The European Lung Foundation thanks



Boehringer
Ingelheim



ndd Medizintechnik AG

for their generous support of the
annual Spirometry event*

Achievements for 2007:

- 2847 individuals tested
- 50 volunteers
- 18 testing booths...

*Supported by an unrestricted educational grant from Boehringer Ingelheim



— Join the ERS today

Become a member of the biggest respiratory society in Europe. ERS Membership benefits and associated fees are linked directly to the gross national product (GNP) of your country of residence to make belonging to the ERS accessible to specialists worldwide. All membership categories include online access to ERS publications, access to ERS educational material (e-learning, Congress presentations, webcasts, etc.), the right to belong to ERS Scientific Groups and full voting rights.

Whether you are a Clinician, Academic, Researcher or Allied Health Professional, the ERS has a Membership to suit your needs, for example if you are:

- A specialist in respiratory disease or a physician or scientist interested in pneumology
 - ▶ **Full Membership**
- A member of one of the following sister societies: ATS, CTS, ISAM, ESCMID, ESTS
 - ▶ **Dual Membership** (15% discount off ERS Membership)
- A non-clinical scientist (postdoctoral scientist, not medically qualified and not involved in direct patient care) undertaking research related to the lungs?
 - ▶ **Scientist Membership**
- Under 35 or over 65 years of age?
 - ▶ **Junior/Senior Membership**
- An Allied Health Professional (nurse, physiotherapist, technician, therapist)
 - ▶ **Affiliate Membership**

For full information about ERS Membership, please visit www.ersnet.org/membership or contact us at members@ersnet.org or telephone +41 212130142. We are confident that your membership will enable you to enrich your work in the respiratory field.

Five advantages of becoming an ERS member:

1. **Exchange knowledge:** read and contribute to the official ERS publications.
2. **Meet the experts:** meet the leading experts in respiratory medicine at the ERS Congress, other ERS meetings and at online events.
3. **Support your career:** benefit from high-level postgraduate education in lung health with the ERS School.
4. **Network with specialists:** become affiliated to one of the scientific assemblies to cooperate and exchange information with other specialists in your field throughout Europe and the world.
5. **Attend the Congress:** receive preferential registration fees at the ERS Annual Congress and other ERS events (according to your membership category).

— Scientific Assemblies and Groups

Joining and participating in an assembly is a major benefit of being an ERS member. The Assemblies are at the heart of the Society and are composed of members who share similar interests within the broad field of respiratory medicine. All of the Assemblies participate significantly in the planning of the ERS Annual Congress and play an important role in creating and updating ERS guidelines and statements.

Clinical Assembly

- 01.01 Clinical Problems
- 01.02 Rehabilitation and Chronic Care
- 01.03 Imaging
- 01.04 Interventional Pulmonology
- 01.05 Diffuse Parenchymal Lung Disease
- 01.06 General Practice and Primary Care

Respiratory Intensive Care Assembly

- 02.01 Acute Critical Care
- 02.02 Noninvasive Ventilatory Support

Cell and Molecular Biology Assembly

- 03.01 Molecular Pathology and Functional Genomics
- 03.02 Airway Cell Biology and Immunopathology
- 03.03 Mechanisms of Lung Injury

Clinical Physiology and Integrative Biology Assembly

- 04.01 Gas Exchange and Exercise
- 04.02 Sleep and Control of Breathing
- 04.03 Respiratory Structure and Function
- 04.04 Pulmonary Circulation and Pulmonary Vascular Disease

Inflammatory Airway Diseases and Clinical Allergy Assembly

- 05.01 Airway Pharmacology and Treatment
- 05.02 Airway Regulation, Provocation and Monitoring
- 05.03 Allergy and Immunology

Occupation and Epidemiology Assembly

- 06.01 Epidemiology
- 06.02 Occupational and Environmental Health
- 06.03 Tobacco, Smoking Control and Health Education

Paediatrics Assembly

- 07.01 Paediatric Respiratory Physiology
- 07.02 Paediatric Asthma and Allergy
- 07.03 Cystic Fibrosis
- 07.04 Paediatric Respiratory Infection and Immunology
- 07.05 Neonatology and Paediatric Intensive Care
- 07.06 Paediatric Respiratory Epidemiology
- 07.07 Paediatric Bronchology

Thoracic Surgery Assembly

- 08.01 Thoracic Surgery
- 08.02 Transplantation

Allied Respiratory Professionals

- 09.01 Respiratory Function Technologists/Scientists
- 09.02 Physiotherapists
- 09.03 Nurses

Respiratory Infections Assembly

- 10.01 Respiratory Infections
- 10.02 Tuberculosis

Thoracic Oncology Section

- 11.01 Thoracic Oncology

— European Respiratory Journal

The *European Respiratory Journal* (ERJ) is the scientific platform of the ERS, not only for members of the Society but also for scientists around the globe, medical specialists and technologists who want to stay updated, and biomedical scientists who want rapid publication of their work in a high impact factor journal.

It is published monthly and includes original articles, perspectives, reviews, series, editorials, correspondence and case studies of the highest quality from professionals worldwide.

In 2006, the impact factor of the *ERJ* reached 5.076, which means that the journal is now ranked third amongst specialist respiratory journals. In addition to this magnificent achievement, the visibility of the *ERJ* continues to increase, not only in terms of its broad representation within the international press but also as a result of its online presence. The number of hits to the *ERJ* online regularly exceeds 400,000 each month and the total number of PDF and HTML downloads surpasses 200,000 (www.erj.ersjournals.com).

The two Chief Editors, Peter Sterk and Klaus Rabe, can be contacted via erj@lumc.nl

Their priorities for the *ERJ* in 2008 can be summarised as follows:

- Making the *ERJ* the number one journal in Europe in the field.
- Achieving total coverage of respiratory medicine.
- Expanding series topics to cover issues such as end-stage COPD; cell and animal studies in respiratory medicine; lung cancer; pulmonary hypertension; and MRSA and the pulmonologist.
- Continuing to develop the *ERJ* online and encouraging increased use of features such as the online depository, which allows authors to add supplementary data and videos.
- Accomplishing a shorter publication lag-time (time between acceptance and publication), using the *ERJ* In Press feature to publish original articles ahead of print within two weeks of acceptance.
- Continuing involvement with the publishing of guidelines.
- Introducing continuing medical education (CME) for readers.

Pick up a copy of the *ERJ* at the Congress, have a look inside and subscribe!

How can you get your work published in the ERJ?

The *ERJ* welcomes submissions from all in the respiratory field. The *ERJ* has a simple, fully automated online submission, reviewing and manuscript handling system (<http://mc.manuscriptcentral.com/erj>). Get your work seen – submit to the *ERJ*.



What can you find in the Journal?

Respiratory cell biology

Nanoparticle-driven DNA damage mimics irradiation-related carcinogenesis pathways. M. Mroz, R. P. F. Schins, H. Li, *et al.* 2008; 31: 241–251.

Lung cancer

Cannabis use and risk of lung cancer: a case-control study. S. Aldington, M. Harwood, B. Cox, *et al.* 2008; 31: 280–286.

Genetics

Enhancement of pulmonary vascular remodelling and inflammatory genes with VIP gene deletion. S. A. Hamidi, S. Prabhakar, S. I. Said. 2008; 31: 135–139.

COPD

Interleukin-18 production and pulmonary function in COPD. H. Imaoka, T. Hoshino, S. Takei, *et al.* 2008; 31: 287–297.

Asthma

Mycoplasma pneumoniae induces airway epithelial cell expression of MUC5AC in asthma. M. Kraft, K. B. Adler, J. L. Ingram, *et al.* 2008; 31: 43–46.

Imaging

Three-dimensional computed tomography imaging in an animal model of emphysema. A. R. Froese, K. Ask, R. Labiris, *et al.* 2007; 30: 1082–1089.

Interstitial lung disease

Occult connective tissue diseases mimicking idiopathic interstitial pneumonias. G. E. Tzelepis, S. P. Toya, H. M. Moutsopoulos. 2008; 31: 11–20.

Lung transplantation

Keratinocyte growth factor prevents intra-alveolar oedema in experimental lung isografts. J. Sadowski, T. Kuchenbuch, C. Ruppert, *et al.* 2008; 31: 21–28.

Tuberculosis

Local immunodiagnosis of pulmonary tuberculosis by enzyme-linked immunospot. C. Jafari, M. Ernst, A. Strassburg, *et al.* 2008; 31: 261–265.

ERS Task Force

Outcomes for COPD pharmacological trials: from lung function to biomarkers. M. Cazzola, W. MacNee, F. J. Martinez, *et al.* 2008; 31: 416–469.

Guidelines

Global strategy for asthma management and prevention: GINA executive summary. E. D. Bateman, S. S. Hurd, P. J. Barnes, *et al.* 2008; 31: 143–178.

Case for diagnosis

Bilateral pneumothorax resulting from a diagnostic thoracentesis. J. Groarke, D. Breen, F. O'Connell, R. O'Donnell. 2007; 30: 1018–1020.

Which papers are the most downloaded?

See www.erj.ersjournals.com for monthly updates.

— Registration

As part of our attempts to make the ERS Annual Congress more environmentally friendly, registrations can now be made by registering online at www.ersnet.org or by downloading a copy of the PDF registration form from our website.

Pre-registration using all payment types (bank transfers, credit cards and cheques) is only possible for participants whose registration form and payment have been received by MCI Suisse S.A. by September 8, 2008. Online registration by credit card only will be possible up to October 3, 2008 at 20:00 CET. Please note that all registrations and payments made after October 3, 2008 on site will be subject to the additional administrative fee included in the on site fees.

In order to reduce the time you spend collecting registration material, all badges and vouchers for pre-registered participants who have paid in full by September 8, 2008 will be sent in advance by post. The transportation pass will be printed on the badge. Badge holders and congress bags will be available in the registration area of Messe Berlin. All participants registered after September 8, 2008 will need to collect their badges and congress material from the appropriate desks in the registration area. Opening hours of the registration area: Saturday, October 4, 2008 07:30–18:15 ■ Sunday, October 5, 2008 07:30–17:30 ■ Monday, October 6, 2008 07:30–17:30 ■ Tuesday, October 7, 2008 08:00–17:30 ■ Wednesday, 8 October, 2008 08:00–14:00.

Registration fee

The active participant's registration fee includes access to all Scientific Sessions, the Exhibition, Opening Ceremony, Welcome Reception, a copy of the Final Programme, access to the Abstract Print Zone (no abstract books will be distributed), a Congress bag and a transportation pass. Please note that Postgraduate Courses and "Meet the Professor" Seminar fees are not included in the general registration fee. The registration fee for accompanying persons includes access to the Opening Ceremony and Welcome Reception, the Exhibition and your

Congress badge, which will act as a public transport pass. Scientific sessions are not open to accompanying persons or exhibitors.

For more information about the requirements for the Junior members and Junior non-members registration category; the Senior members and Senior non-members registration category; and the non-doctoral registration categories, please refer to the ERS website: www.ersnet.org/registration

All registration fees should be paid in advance in euros (€) and made out to MCI Suisse S.A., mentioning ERS 2008. Please do not forget to indicate your first and last name on the payment. Payments can be made by:

Bank Transfer

ERS 2008 Berlin ■ Account Holder: MCI Suisse S.A., rue de Lyon 75, 1211 Geneva 13 ■ Bank UBS SA, Rue du Rhone 8, 1211 Geneva 11, Switzerland
Clearing No.: 240
Account No.: 240-369.393.71L
Swift: UBSWCHZH12A
IBAN: CH 18 0024 0240 3693 9371L

Please indicate on the bank transfer: "free of charge for the receiver account", your registration number and "ERS 2008 registration".

Credit card

American Express, Visa or Eurocard/Mastercard may be used for all credit card payments. Please indicate your credit card number, expiry date, credit card holder's name and CVC number on the registration form. Please note that we are unable to charge credit cards with amounts greater than € 1,500. Please note that your card will be debited in euros (€).

Cheques

We are unable to accept personal cheques or Eurocheques. However, we will accept company cheques.

Confirmation

On receipt of a completed registration form and correct fee, each participant will receive a confirmation of their registration via e-mail. The congress badges and vouchers will then be sent by post to the participant. Please bring the badge and vouchers with you to the Congress Centre.

Registration fees 2008 €	Paid up to July 29, 2008	Paid up to September 28, 2008	On site fee
Member	385	535	585
Non-Member	515	660	710
Junior Member	200	290	340
Junior Non-Member	275	375	425
Non-Doctoral Member	160	280	330
Non-Doctoral Non-Member	240	365	415
Allied Respiratory Professionals 2-Day Package	210	325	375
Accompanying Person	90	130	180
Postgraduate Courses	90	120	120
Educational Workshop	90	120	120
"Meet the Professor" Seminars	65	85	85

These prices are indicative and may be subject to change

Online registration for the ERS Annual Congress 2008

As part of our ongoing attempts to ensure that our Annual Congress is more environmentally friendly, all registration forms, hotel, concert and tours booking forms will only be made available online. Registration and booking procedures will open on April 1, 2008.



Register for the ERS Annual Congress at
www.ersnet.org/registration

Book your hotel, concert and tours at
www.ersnet.org/accommodation

Become a member of the ERS and get a Congress registration discount* at
www.ersnet.org/membership

PDF copies of the registration, hotel, concert and tours booking forms are available for download on the ERS website www.ersnet.org/congresses. These can then be completed and returned by fax or post.

* Not valid for Associate Membership.

Cancellation of registration

Cancellation of registration can be made up to August 29, 2008. Refunds of the registration fee, less a 25% handling fee, will be made after the congress.

All cancellations should be sent in writing to MCI Suisse S.A. at ers2008registration@mci-group.com

Please refer to the ERS website for more information: www.ersnet.org/registration

Single day tickets

Single day tickets are available for purchase on site at the Congress venue only.

Name changes

Individuals may make name changes only in exceptional cases, at a cost of € 35.

All changes should be sent in writing to MCI Suisse S.A. at ers2008registration@mci-group.com

Please refer to the ERS website for more information: www.ersnet.org/registration

Letters for visa formalities

Official letters needed when requesting visas are designed to help overcome administrative difficulties in certain countries and will only be sent on request to fully registered and paid participants. In order to receive a letter, your request must be sent to evt.ersletter@mci-group.com before September 5, 2008. Please refer to the ERS website for more information: www.ersnet.org/registration

Certificates of attendance

Certificates of attendance will only be available to active participants. Certificates of attendance can be printed on site and after the congress by congress participants.

Italian delegates

Please refer to the ERS website for the name of the official agency for Italian delegates: www.ersnet.org/registration

Media Centre and press registration

The ERS Media Centre will offer the following services:

- telecommunication facilities: telephones with computer interface and fax;
- computers (PCs and Macs) with printers and high-speed internet access;
- extensive press documentation;
- light refreshments and snacks.

The opening hours of the Media Centre will be: 14:00–17:30 on October 4, 08:00–19:00 on October 5–7 and 08:30–14:00 on October 8.

Several ERS press briefings on major scientific advances in the field of respiratory medicine will be organised throughout the Congress, including Sunday, October 5 and Monday, October 6 from 13:15–15:45 (official ERS Press Conferences).

The Congress press kit, including all press releases issued by the ERS during the Congress, as well as general

information on the event, will be available at the ERS Media Centre, where media representatives will also find press material from the industry.

Entrance to the Media Centre is restricted to working journalists holding a press badge. In order to be granted a complimentary press badge for the ERS Berlin 2008 Congress, journalists must register online at: www.ersnet.org/press as early as possible, but no later than August 31, 2008. No exceptions will be made. Information requests should be addressed to the ERS Press Office at: ers@cedosinternational.com

Accommodation

Please note that for the ERS Annual Congress 2008, bookings for accommodation can be made online from April 2008 at www.ersnet.org/accommodation

A number of hotel rooms in different price categories have been reserved in Berlin and the surrounding areas at preferential rates for the ERS Annual Congress 2008. As a service for individual participants, K.I.T. Group will arrange your hotel accommodation at no extra charge.

Each category has a minimum and a maximum rate based on single/double occupancy. All hotels offer, as a minimum, bath/shower/WC, telephone, TV and breakfast facilities. Hotels of 4 and 5 stars usually have a restaurant, bar and fitness facilities.

Hotel Rating	Price Range (€)	
	Single Room	Double/Twin Room
5 star	220–375	240–430
4 star	100–300	130–350
3 star	85–200	115–250
2 star	56–75	70–110

All rates (per room, per night) include breakfast, German VAT (19%) and service. Rates are shown for standard rooms. Other types of room (superior, deluxe, junior suite etc.) are available on request.

Reservation

Due to limited room availability in Berlin, we recommend early hotel bookings. Hotel accommodation is subject to availability and will be allocated on a “first come, first served” basis. Requests received after August 1, 2008 cannot be guaranteed, although K.I.T. Group will make every effort to meet participants’ requirements.

All reservations must be made using the hotel booking form submitted with full credit card details, without which the booking cannot be processed. Please use the online hotel booking form (available from April 2008) or the PDF version available online. Should selected hotels be sold out, K.I.T. Group reserves the right to book a hotel in a similar category and price range.

Should you plan to arrive at your hotel after 18:00, please inform K.I.T. Group.

ICW City Center West

5 Stars

- 1 Brandenburger Hof
- 2 Concorde Berlin
- 3 Kempinski Bristol
- 4 Palace Berlin
- 5 Schlosshotel im Grunewald
- 6 Swissôtel Berlin

4 Stars

- 7 Albergo
- 8 Alsterhof
- 9 Art'otel Berlin City Center West
- 10 Bleibtreu
- 11 California Hotel
- 12 Crowne Plaza City Center
- 13 Domcil Berlin
- 14 Gates Hotel
- 15 Golden Tulip Hotel Residenz

- 16 Hecker's Hotel
- 17 Hollywood Media Hotel
- 18 Hotel Zoo Berlin
- 19 Kronprinz Berlin
- 20 Lindner Hotel am Kudamm
- 21 NH Berlin City-West
- 22 NH Berlin-Kurfürstendamm
- 23 Ramada Plaza
- 24 Ringhotel Seehof
- 25 Sofitel Schweizerhof
- 26 Villa Kastania

3 Stars

- 27 Astoria
- 28 Berlin Mark Hotel
- 29 Best Western Kant
- 30 Concorde Hotel am Studio
- 31 Ellington Hotel
- 32 Hotel Frühling am Zoo Berlin
- 33 Ibis Berlin Messe
- 34 Ku'Damm 101 Hotel
- 35 Mark Apart Hotel

- 37 Olivaer Apart Hotel
- 38 Otto Hotel
- 39 Plaza Berlin
- 40 Rotdorn Pension

2 Stars

- 41 Adam Hotel Pension
- 42 Gästehaus Auerbacher 5
- 43 Ibis Berlin City West
- 44 Model One Ku'Damm

1 Star

- 45 Berolina Hotel-Pension



ICE City Center East

5 Stars

- 1 Adlon Berlin
- 2 Dorint Sofitel am Gendarmenmarkt
- 3 Grand Hyatt
- 4 Hilton Berlin
- 5 InterContinental Berlin
- 6 Radisson SAS
- 7 Ritz-Carlton
- 8 The Mandala Hotel
- 9 The Regent Berlin
- 10 The Westin Grand Hotel

- 11 Angletterre
- 12 Arcotel Velvet
- 13 Art'otel Berlin Mitte
- 14 Best Western President
- 15 Courtyard by Marriott Berlin Mitte
- 16 Dorint Novotel Mitte
- 17 Golden Tulip Hotel Berlin-Hotel
- 18 Hamburg
- 19 Hotel Berlin
- 20 Inside Premium Hotel Berlin
- 21 Jolly Vivaldi
- 22 Marriott Berlin
- 23 Melia Berlin

4 Stars

- 24 Mercure Hotel Checkpoint Charlie
- 25 Mövenpick Hotel
- 26 NH Berlin Alexanderplatz
- 27 NH Berlin Frankfurter Allee
- 28 NH Berlin-Mitte
- 29 Park Inn Alexanderplatz
- 30 Park Plaza Prenzlauer Berg
- 31 Park Plaza Wallstreet
- 32 Relaxa Hotel Stuttgart Hof
- 33 Upstalsboom Hotel
- 34 Friedrichshain

3 Stars

- 35 Agon am Alexanderplatz
- 36 Albrechtshof
- 37 Allegra
- 38 Dietrich-Bonhoeffer-Hotel
- 39 Express by Holiday Inn Berlin City Center
- 40 Ibis Berlin Potsdamer Platz
- 41 Kubark Hotel
- 42 Mercure Berlin Mitte
- 43 Mercure City Ost
- 44 Suitehotel Potsdamer Platz
- 45 Sytler Hof

2 Stars

- 46 A&O Hostel Mitte
- 47 Ibis Berlin-Mitte
- 48 Ibis Berlin Ostbahnhof
- 49 Model One Berlin-Alexanderplatz
- 50 Hotel One Berlin-Mitte
- 51 Star
- 52 Apart Hotel Potsdamer Platz

OC Outer Circle

- 53 Abacus Tierpark

- 54 Courtyard by Marriott Berlin Köpenick
- 55 Dormotel Berlin Hoppegarten
- 56 Hotel Müggelsee
- 57 NH Berlin-Treptow
- 58 Quality Hotel & Suites City East
- 59 Ramada Hotel Globus Berlin
- 60 Senator Hotel

3 Stars

- 61 Best Western Euro Hotel
- 62 Dorint Hotel Adlershof



Payment

Upon receipt of the hotel booking and full credit card details, K.I.T. Group will confirm your booking, charge credit cards on August 1, 2008 with the entire amount due for accommodation and send out invoices. Alternatively a bank transfer for the entire accommodation amount (free of bank fees) can be made by this date. Should K.I.T. Group not receive the payment on time or not be able to debit the provided credit card on August 1, 2008, the hotel reservation will be cancelled in accordance with the cancellation conditions.

From August 1, 2008, only payment made by credit card will be accepted, which will be debited upon receipt of the booking. No invoice will be sent until K.I.T. Group has received the full payment. Please indicate the participant's name, number and "ERS 2008 Hotel" on all payments.

Changes and cancellations

All changes and cancellations must be sent in writing to K.I.T. Group. Please note that hotels will not accept any changes or cancellations directly. Further details regarding changes and cancellations, and the costs which may be incurred, can be found at www.ersnet.org/accommodation

Group reservations

Group reservations (minimum 10 rooms) will be handled by separate contracts and separate regulations. Please contact K.I.T. Group directly for further information at ers2008accommodation@kit-group.org

Low-budget accommodation

K.I.T. Group has reserved a number of rooms in low-budget hotels at € 50-100 per night. These can be booked

online from April 2008, subject to the above conditions.

For reservations in youth hostels and hostels (from € 35 per night), please note that no pre-bookings are possible through K.I.T. Group. However, you can use the following websites to find lists of hostels and then make your reservation directly.

Youth hostels: www.jugendherberge.de


Hostels: www.people-in-berlin.de/hostels.htm

— Star Alliance™: official airline of the ERS Berlin 2008 Congress

For the seventh year, the Star Alliance™ Members are pleased to be appointed as the official airline network of the ERS Annual Congress. Star Alliance member airlines are offering discounts of 10-20% on published business and economy class fares, excluding website/internet fares, senior and youth fares, group fares and Round the World fares.

Please note: for travel from Japan, special fares or discounts are offered by the participating airlines on their own network.

To obtain the Star Alliance™ Conventions Plus discount, please contact any participating Star Alliance Member and quote the following event code: OS02A05. Further details can be found at www.ersnet.org or www.staralliance.com/conventionsplus



SAVE UP TO 20% ON GETTING TO YOUR CONVENTION WITH CONVENTIONS PLUS

For the seventh year, the Star Alliance™ Members are pleased to be appointed as the official airline network of the Annual Congress of the ERS. Star Alliance member airlines are offering discounts of 10-20% on published fares* to all registered participants, plus one accompanying person travelling to the event.

To obtain the Star Alliance™ Conventions Plus discount, please phone any participating Star Alliance Member and quote the following event code: **OS02A05**.

www.staralliance.com/conventionsplus

*Please note: exceptions as per applicable fare rules. For travel from Japan special fares or discounts are offered by the participating airlines on their own networks. Information correct as at 01-2008

STAR ALLIANCE
THE WAY THE EARTH CONNECTS

Star Alliance member airlines listed on the right include: Air Canada, Air China, Air New Zealand, ANA, British Airways, Lufthansa, and many others.



— Congress and Local Practical Information

Berlin: a feast of history, culture and lifestyle

With about 3.4 million inhabitants and covering an area of 889 km², Berlin is Germany's largest city and also its capital. Once the capital of Prussia and leading cultural centre of the 1920s, few cities have been shaped by history to such an extent, or undergone as much major transformation as Berlin. "Berlin is always in the process of becoming," remarked historian Karl Scheffler, and this is one of the traits that makes it one of Europe's most vibrant, exciting and colourful capitals, now characterised by dazzling modernity and breathtaking architecture.

Although much of Berlin's heritage was destroyed during the war, the city has maintained its cultural richness by sustaining a fascinating and diverse selection of museums and monuments. Famous Berlin sights from the iconic Brandenburg Gate, with Schadow's Quadriga, to the modern Potsdamer Platz and Sir Norman Foster's reconstruction of the Reichstag are just a few of Berlin's enthralling highlights.

Berlin is also a green city, famous for its "Berliner Luft" (Berlin Air). Forests, parks and waterways cover more than one-third of the city's area, and the numerous lakes in the city centre and surrounding areas are ideal places for relaxation. There is a unique atmosphere in Berlin, and throughout the city you can experience the vitality of life on the boulevards, in the many art galleries and museums, at the flea markets and in the innumerable bars and restaurants, many of which are open around the clock. The three major universities attract increasingly more young people who appreciate the lively atmosphere of this fast-moving city, while the fantastic range of culture, politics,

entertainment and dining mean that Berlin really does have something for everyone.

Congress venue

Address: Messe Berlin GmbH | South Entrance (Messe Süd) | Messedamm 22 | D-14055 Berlin | Germany | Tel: +49 3030380 | Fax: +49 3030383032 | E-mail: sales@icc-berlin.de | Website: www.icc-berlin.de

The Exhibition Grounds operated by Messe Berlin are easy to reach thanks to excellent road and rail links. The city itself also has an extensive and clearly laid out public transport network. See Travel Information on page 44.

Exhibition

An exhibition of the latest technical equipment and pharmaceutical products will be located in the Exhibition Halls.

Abstract Book on CD-ROM



(sponsored by Novartis Pharma AG)

The ERS, with the support of Novartis Pharma AG, is offering an abstract compilation on CD-ROM. You may obtain one copy of the CD-ROM at the Novartis Pharma AG booth in exchange for a voucher, which will be in the Congress bag. The CD-ROMs will be distributed free of charge on a "first come, first served" basis. The Abstract Book on CD-ROM will also be sent to *European Respiratory Journal* subscribers after the Congress.

Abstract Print Zones



(sponsored by Nonin Medical, Inc.)

Two Abstract Print Zones will be available at the Congress. From each PC, you will be able to access an electronic PDF version of the official Abstract Book, including all of the presented abstracts.

Cyber Zone



(sponsored by Nycomed Danmark APS)

The use of a Cyber Zone will be available to all delegates during the Congress. This area will offer the opportunity to send and receive e-mail messages, and provide access to the Internet with a wireless area.

Dates and operating hours of the ERS 2008 Berlin Congress

	Congress Centre	Registration and Speaker Preview Room	Scientific Sessions	Evening Symposia	Exhibition
Saturday, October 4, 2008	07:30-21:30	07:30-18:15	09:30-17:30*		
Sunday, October 5, 2008	07:30-19:15	07:30-17:30	08:30-16:45	17:15-19:15	09:00-17:00
Monday, October 6, 2008	07:30-19:15	07:30-17:30	08:30-16:45	17:15-19:15	09:00-17:00
Tuesday, October 7, 2008	08:00-19:15	08:00-17:30	08:30-16:45	17:15-19:15	09:00-17:00
Wednesday, October 8, 2008	08:00-14:00	08:00-14:00	08:30-12:45		09:00-12:00

* Postgraduate Courses Only. All times are subject to change.



Electronic Poster Area



(sponsored by Laboratorios Almirall S.A.)

In addition to their assigned type of presentation, authors of an accepted abstract have the opportunity to create an electronic version of their work before the Congress. These E-communications will be available on site throughout the congress from the workstations available in the Electronic Poster Area.

Business Centre

There is a Business Centre located in the Service Centre Hall 7, on the second floor, in Room 2.30. It will provide services at participants' own expense.

Children

Please do not take children and accompanying persons to scientific sessions. Registered accompanying persons and children are welcome to relax in the various rest areas or visit the Exhibition. Children aged under 16 years must be accompanied and supervised by an adult at all times. Please contact your hotel for a list of babysitters.

Cloakroom

A cloakroom service for clothing and reasonably sized items is available during the opening hours of the Congress. The charge is € 1.70 per piece of clothing and € 2.00 per piece of luggage.

Dress code

Dress will be informal throughout the Congress. The ERS reserves the right to refuse access when deemed necessary for the comfort and safety of all delegates.

Hotels Desk

The Hotels Desk will be located in the ERS Registration Area, from Saturday, October 4 to Wednesday, October 8, during Congress opening hours.

Insurance and disclaimer

The ERS accepts no liability for injuries and/or losses of whatever nature incurred by participants and/or accompanying persons, nor for loss or damage to their luggage and/or personal belongings. Please check the validity of your own insurance.

Language

The official language of the Congress is English. No translations will be provided.

Lunches and refreshments

No official lunches will be provided. Lunch facilities include the Restaurant Panorama, the Alt Berlin Restaurant on the Mezzanine Level and a Congress Restaurant. Refreshments and snacks will be served in various locations.

Message centre

An electronic message centre will be available in the Electronic Poster Area.

Public Holiday

The ERS Congress coincides with the German National Holiday on Friday, October 3. Most shops will be closed and festivities around Brandenburg Gate might affect traffic, causing some street closures.

Sightseeing Tours and Concert Desk

The Sightseeing Tours and Concert Desk, in the ERS Registration Area, will be open from Saturday, October 4 to Wednesday, October 8 during Congress opening hours. Information about all tours will be available. It will also be possible to register for the tours and purchase concert tickets at € 45 each.

Smoking policy

As smoking is a major cause of lung diseases, the ERS asks participants and exhibitors not to smoke in the Messe Berlin at any time. This includes the meeting rooms, exhibition areas, poster areas, restrooms, restaurants and cafés, and any area within 100 metres of the main entrances and exits.

Special accessibility needs

If you require special arrangements in order to participate fully in the Congress, please contact the Information Desk in the Main Entrance Lobby for on-site assistance. Alternatively, please contact Messe Berlin Logistics ST 24 prior to your arrival. Tel: +49 3030382836 ■ Fax: +49 3030382860 ■ E-mail: Seipold@messe-berlin.de

Taxis

The following taxi companies will offer their services (telephone numbers within Berlin). Funk Taxi: 0800 0261026 ■ Würfelfunk: 0800 2222255

Tourist information

For tourist information about Berlin, please visit www.berlin-tourist-information.de

VAT refund conditions

German VAT may be refunded to enterprises and companies located outside of Germany.

Visitor tracking system

Active participants' badges will contain a barcode, which will act as an electronic business card, enabling visitors to leave their contact details for exhibitors quickly and easily.



— Travel information

Arrival at Tegel Airport: transport to Berlin City Centre

Tegel Airport is located in the north-west of Berlin, approximately 10 km from the city centre. Take the X9 Bus to "Zoologischer Garten" (City Centre West; travel time approximately 20 min) or the TXL Bus to "Unter den Linden" or "Alexanderplatz" (City Centre East; travel time approximately 35 min). The cost of the journey from Tegel Airport to the city centre is € 2.10.

Taxi costs: to City Centre West approximately € 17; to City Centre East approximately € 22.

Arrival at Schönefeld Airport: transport to Berlin City Centre

Schönefeld is situated in the south-east of Berlin, approximately 20 km from the city centre. The airport is connected with the city centre by the S-Bahn (commuter train) lines S49 and S9, as well as with the AirportExpress train. Trains run every half an hour. All trains and the S-Bahn stop at the station "Flughafen Berlin – Schönefeld Bf", which is a five-minute walk from the terminal.

AirportExpress (RE 7/RB 14) from "Flughafen Berlin – Schönefeld Bf" to "Zoologischer Garten" (City Centre West; travel time approximately 32 min) or to "Alexanderplatz" (City Centre East; approximately 21 min).

S9 S-Bahn (commuter train) from "Flughafen Berlin – Schönefeld Bf" to "Zoologischer Garten" (City Centre West; approximately 55 min) or to "Alexanderplatz" (City Centre East; approximately 35 min). The cost of the journey from Schönefeld Airport to the city centre is € 2.70.

Taxi costs: to City Centre West approximately € 33; to City Centre East approximately € 28.

Public transport ticket

Berlin has an excellent transport system with buses, underground trains and commuter trains. The complimentary BVG ticket, which is included in the registration fee, will allow free use on all BVG means of transport throughout the city and much of the outlying area within the Congress period October 3–8, 2008.

To allow pre-registered participants to travel to the congress venue on the day of arrival, the logo will be printed on the registration confirmation and will serve as a transport ticket on the day of arrival only. This includes travel from the airport to Berlin City Centre.

How to get to the Congress Centre

Messe Berlin | Eingang Süd, South Entrance | Jafféstraße

Public transport is the most convenient way to reach Messe Berlin. The station "Messe Süd" is located right next to the South Entrance of the convention centre. From

"Zoologischer Garten" (City Centre West): S75 or S9 S-Bahn (commuter train) in the direction of "Spandau", exit "Messe Süd" (approximately 10 min). From "Alexanderplatz" (City Centre East): S75 or S9 S-Bahn (commuter train) in the direction of "Spandau", exit "Messe Süd" (approximately 22 min).

Taxis from City Centre West cost approximately € 12 (15 min), from City Centre East approximately € 22 (30 min).

By car, approach Berlin on highway A 115, exit at "Messedamm Nord" and turn left on Messedamm, continue for approximately 700 m and turn right onto Jafféstraße. Delegate car parking is available close to the South Entrance, signed P18, at a cost of € 7.50 per day. For more information see www.messe-berlin.de under "Travel Info".

Departure for Tegel Airport

Public transport from the Congress Centre

From "Messe Süd" S9 S-Bahn (commuter train) in the direction of "Flughafen Berlin – Schönefeld Bf", exit "Charlottenburg" and change to bus 109 with the final stop at Tegel Airport, travel time approximately 30 min.

Public transport from City Centre

Take the TXL Bus from "Unter den Linden" and "Alexanderplatz" (City Centre East; approximately 35 min) or the X9 Bus from "Zoologischer Garten" (City Centre West; approximately 20 min).

Departure for Schönefeld Airport

Public transport from the Congress Centre

S9 S-Bahn (commuter train) from "Messe Süd" in the direction of "Flughafen Berlin – Schönefeld Bf", exit at final stop "Flughafen Berlin – Schönefeld Bf", travel time approximately 60 min.

Public transport from City Centre East

AirportExpress (RE 7/RB 14) from "Alexanderplatz" to "Flughafen Berlin – Schönefeld Bf", travel time approximately 21 min.

S9 S-Bahn (commuter train) from "Alexanderplatz" in the direction "Flughafen Berlin – Schönefeld Bf", exit at final stop "Flughafen Berlin – Schönefeld Bf", travel time approximately 35 min.

Public transport from City Centre West

AirportExpress (RE 7/RB 14) from "Zoologischer Garten" to "Flughafen Berlin – Schönefeld Bf", travel time approximately 32 min.

S9 S-Bahn (commuter train) from "Zoologischer Garten" to "Flughafen Berlin – Schönefeld Bf", travel time approximately 55 min.

A public transport map of Berlin can be found on page 45, with compliments of BVG.

For more detailed information on all the public transport journeys mentioned above, please visit www.bvg.de

— Opening Ceremony and Welcome Reception

The Opening Ceremony will take place on Saturday, October 4, from 17:45 at Messe Berlin. There will be welcome speeches from the office-bearers of the Society and presentations of the annual awards.

Afterwards, the Welcome Reception will take place. A typical "Berlin Welcome" with traditional snacks and drinks along with Berlin entertainment will be provided.

The event is open to all delegates and all registered accompanying persons.

— Concert

The concert will take place at the world famous Berlin Philharmonic Hall on Tuesday October 7, 2008.

One of the world's leading young conductors, John Axelrod, will stage a unique concert together with Sinfonietta Cracovia and solo pianist Xiao-Xiao Zhu.

The Sinfonietta Cracovia ranks among the leading European orchestras. The exceptional atmosphere of their concerts, the enthusiastic reception by the audiences, glowing reviews and, most of all, the quality of their stage performances work together to confirm the sustainable development of the still young ensemble. Mr. Axelrod has been performing the function of Principal Guest Director since 2001 and audiences can feel and sense the connection. Experience a breathtaking and extraordinary performance of musical entertainment. During the last few years this fruitful collaboration has led to a number of prestigious recordings that have been broadcast worldwide.



Sinfonietta Cracovia



John Axelrod



Xiao-Xiao Zhu



Please note that bookings for the ERS Annual Congress Concert can be made online from April 2008 at: www.ersnet.org/congresses



— Tours programme

Berlin Orientation Tour

Berlin has always been a dynamic city, noted for its ambitious and vivacious nature. The Berlin orientation tour gives a general overview of the signs of change throughout the city and the most traditional and popular highlights.

Saturday, October 4, 14:00–17:00 or Sunday, October 5, 09:00–12:00. Cost: € 31 per person.

The New Berlin

On this tour, guests will discover the so-called “New Berlin”, with its modern architecture. After the fall of the Wall, hundreds of construction sites have appeared in the former East Berlin. Little by little, the cranes have disappeared and brand new buildings have formed a new skyline.

Sunday, October 5, 10:00–13:00. Cost: € 31 per person.

Berlin and the Wall

Between the end of World War II and the beginning of the 1990s, the history of Berlin was dominated by the presence of the four victors of the War and the Wall dividing West and East Berlin. This tour leads visitors behind the scenes of the former East Berlin and focuses on the once-divided city.

Sunday, October 5, 13:30–17:30. Cost: € 39 per person (includes entrance to the “Haus am Check-Point Charlie” Wall Museum).

Jewish Life in Berlin

This tour focuses on Jewish history in Berlin. The tour will visit the Jewish Museum, housed in one of the most spectacular buildings erected in Berlin since World War II. The tour continues through the former Jewish Quarter of “Scheunenviertel” to the beautifully restored Synagogue in the Oranienburgerstrasse, finishing with a visit to the memorial to the victims of the Holocaust, close to the Brandenburg Gate.

Monday, October 6, 09:00–13:30. Cost: € 41 per person (price includes the visit to the Jewish Museum, the former Jewish Quarter and the Holocaust Memorial).

Berlin Underground

This tour shows the city from a very unique and unusual perspective: Berlin’s underground. The tour will not only include the subway and the drainage system, but also Berlin’s late 19th century pneumatic pipe post system and an extensive bunker system, all of which have played a part in Berlin’s dramatic history.

Monday, October 6, 14:00–16:30. Cost: € 33 per person (price includes the visit to the underground bunker facilities).



Full-day Tour to Potsdam

Potsdam, the capital of Brandenburg, is located in a beautiful hilly area between the vast waterways of the Havel and numerous lakes. On this tour you will experience the most important sights of Potsdam: the Potsdam Brandenburg Gate, the Dutch Quarter, the Marstall and the Nikolai Church. The tour will continue to the beautiful Sanssouci Park, designed by Lenné, with lunch in the Castle of Cecilienhof.

Tuesday, October 7, 09:00–17:00. Cost: € 88 per person (price includes a 3-course menu with two soft drinks and one coffee per person and entrance to one of the palaces of Sanssouci Park).

Full-day Tour to Dresden

Dresden, often called “Florence on the Elbe”, is the capital of Saxony and a city of culture and art. Visiting the world-famous Semper Opera House, the Frauenkirche and other historical treasures, this tour will give you an idea of Dresden’s beauty, sampling a variety of Baroque, Neo-Renaissance and Neo-Classical styles, which have become an integral part of the city.

Wednesday, October 8, 08:30–19:30. Cost: € 108 per person (price includes a 3-course menu with two soft drinks and one coffee per person and entrance to the Grünes Gewölbe Museum).

Post-Congress Tour to Prague

Prague, the capital of the Czech Republic, is located amid the gentle landscapes of the Bohemian plateau and has the Vltava River running through its picturesque centre. During this 3-day trip you will experience the fascinating historical sites, medieval majesty and Baroque glamour of

what is often called the Golden City. Full details and itinerary can be found at www.ersnet.org/congresses

Thursday, October 9 to Saturday, October 11, 2008. Cost: € 466 per person in a double room, € 610 in a single room. Minimum participants: 20. Bookings should be made no later than July 14, 2008.

Cost includes:

- tour on a comfort coach (with toilet);
- two nights at a 4-star hotel in Prague;
- hotel breakfast buffet for two days;
- dinner cruise on October 10;
- sightseeing as per itinerary.

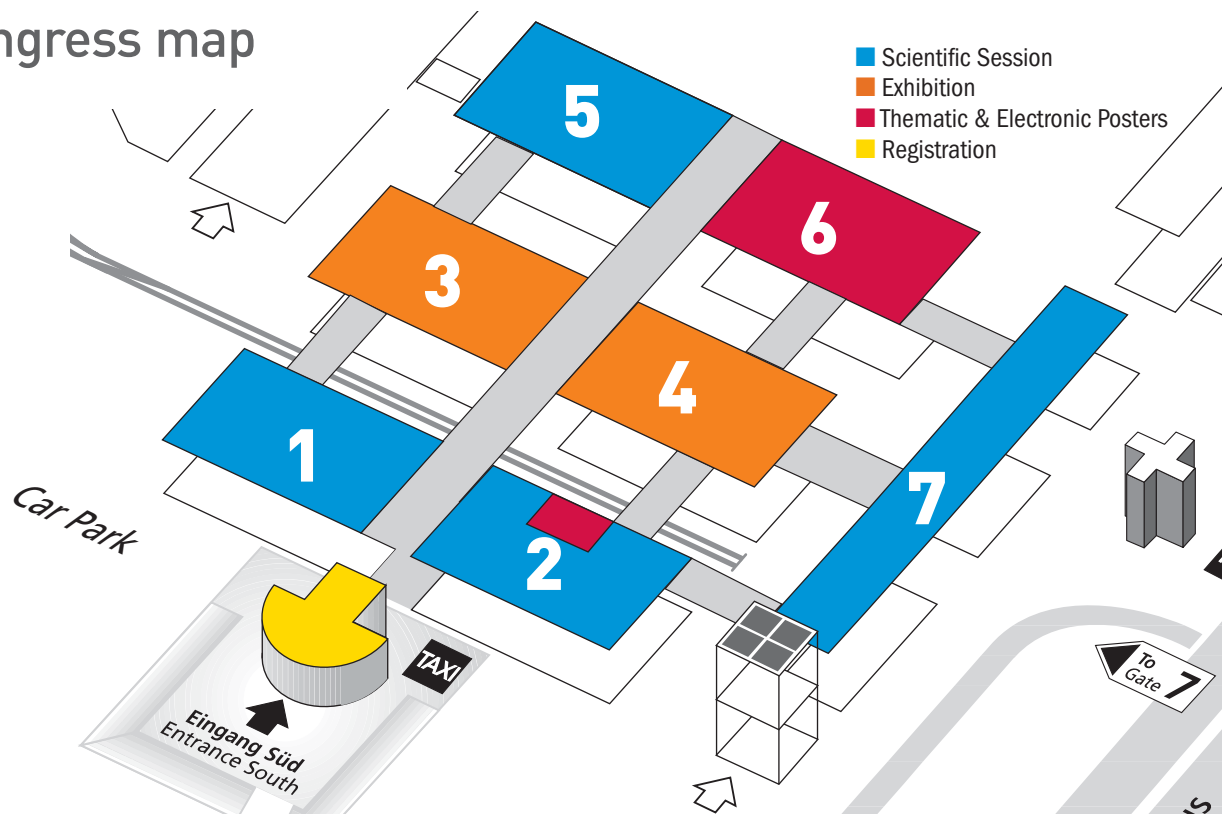
Please note that non-EU residents may need a visa to travel to Prague.

Please note: all tours start and end at Messe Süd/South Entrance. Further information and online bookings for these tours can be found on the ERS website: www.ersnet.org/congresses

All tours are based on a minimum number of 20 participants. These tours will take place on a deluxe motor coach with an English-speaking guide. All prices include German VAT (19%) and the services mentioned only. Should the minimum participant number of 20 not be reached, K.I.T. reserves the right to cancel the tour. Prices may be subject to change for exceptional reasons beyond the control of K.I.T. Tickets for sightseeing tours and excursions are not refundable, unless the tour is cancelled by K.I.T. for the aforementioned reason.

Advance Programme | ERS Annual Congress 2008
Coordination and editing: Anne Boggio and Neil Bullen.
Graphic design: Alinea Edition, Switzerland.
Photography and image copyright: Jan Turnbull; Berlin Tourismus Marketing GmbH; Partner für Berlin/FTB-Werbefotografie; Presse- und Informationsamt des Landes Berlin/G. Schneider.

— Congress map



— List of Exhibitors

The definitive list with the confirmed exhibitors will be published in the Final Programme to be distributed on site.

3M	HAL Allergie GmbH, DE	Orion Diagnostica Oy, FI
Actelion Pharmaceuticals Ltd, CH	Hans Rudolph, Inc., US	Oxford Immunotec Ltd, GB
Activaero GmbH, DE	Heinen + Löwenstein GmbH, DE	Pacific Medico Co. Ltd, JP
Aerocrine AB, SE	Hill-Rom, US	PARI GmbH, DE
Air Liquide Sante International / Vitalaire, FR	Hitachi Medical Systems, CH	Pentax Europe GmbH, DE
Air Products, Healthcare, DE	HOFFRICHTER GmbH, DE	Pfizer Ltd, GB
AirSep Corporation, US	imtmedical AG, CH	Pharmaxis Pharmaceuticals Ltd, GB
Airsonett AB, SE	INAMED, DE	PneumRx, US
Allergy Therapeutics Plc, GB	Intersurgical, GB	RESMED Europe, CH
American Association for Respiratory Care, US	INVACARE, CH	Respiratory Clinical Trials Ltd, GB
APEX MEDICAL CORP, TW	ISAS Institute for Analytical Sciences, DE	Respironics International, FR
AstraZeneca AB, SE	Janssen-Cilag GmbH, DE	Richard Wolf GmbH, DE
Bang & Olufsen Medicom, DK	Karl Storz GmbH & Co. KG, DE	SALTER LABS, US
Bayer Schering Pharma AG, DE	KarmelSonix Ltd, IL	Sanimed GmbH, DE
Bedfont Scientific Ltd, GB	Lehmanns Fachbuchhandlung GmbH, DE	Schill GmbH & Co. KG, DE
Boehringer Ingelheim GmbH, DE	LG Life Sciences Ltd, KR	SeQual Technologies Europe B.V., NL
BRAHMS AG, DE	Linde Homecare, DE	Sibelmed, ES
Breas Medical AB, SE	LungRx Ltd, GB	Smiths Medical International, Ltd, GB
Cellectis GmbH, DE	MADA Spirometry Filters, IT	SOMNomedics GmbH, DE
Caire Chart, GB	Masimo Europe Ltd, FR	Spiriva® (Boehringer Ingelheim/Pfizer)
Chiesi Farmaceutici SPA., IT	MAUNA KEA TECHNOLOGIES, Med Imaging Paris, FR	superDimension (Europe) GmbH, DE
Compumedics Germany GmbH, DE	MedGraphics, US	Synovate Healthcare, GB
COSMED S.r.l., IT	Medikro Oy, FI	TAEMA, FR
COVIDIEN, FR	MEDISOFT S.A., BE	Talecris Biotherapeutics GmbH, DE
DEAS, IT	Merck Sharp & Dohme, US	TEVA Pharmaceuticals Europe BV, NL
Deep Breeze Ltd, IL	Methapharm Europe, CY	Thayer Medical Corporation, US
DeVilbiss Healthcare, DE	MIR - Medical International Research, IT	Thieme & Froberg GmbH, DE
DIMA ITALIA S.r.l., IT	MPV TRUMA GmbH, DE	TimE Research, GB
Dräger Medical AG & Co. KG, DE	Mundipharma International Ltd, GB	Trudell Medical International, CA
Eco Medics AG, CH	MYLAN, GB	UCB Pharma SA, BE
Elsevier, NL	ndd Medizintechnik AG, CH	United Therapeutics Ltd, GB
Emphasys Medical, Inc., US	Nonin Medical, Inc., US	UpToDate, NL
Encysive Pharmaceuticals, Europe	Novalung GmbH, DE	VIASYS Healthcare GmbH, DE
Erbe Elektromedizin GmbH, DE	Novartis Pharma AG, CH	Vitalograph Ltd, GB
Eumedics Medizintechnik GmbH, AT	nSpire Health, Ltd, GB	VIVISOL S.r.l., IT
Fisher + Paykel Healthcare GmbH & Co. KG, DE	Nycomed, DK	Weinmann Geräte für Medizin GmbH & Co. KG, DE
Fujinon (Europe) GmbH, DE	Olympus Medical Systems Europa GmbH, DE	Wiley-Blackwell, GB
Ganshorn Medizin Electronic GmbH, DE	Omron Healthcare Europe B.V., NL	Wisepress Online Bookshop, GB
GlaxoSmithKline, FR	Orion Corporation Orion Pharma, FI	